



GAME-ON

2012 | RED WOLVES

ARKANSAS STATE SPORTS INFORMATION

MAIN PHONE NUMBER: 870-972-2541 • FAX: 870-972-3367
MAILING ADDRESS: P.O. Box 1000, State University, AR 72467
OVERNIGHT ADDRESS: 217 Olympic Dr., Jonesboro, AR 72401
Assistant AD/Sports Information Director: Jerry Scott
jscott@astate.edu • 870-972-3405 (office) • 870-243-6021 (cell)

2011 SUN BELT CONFERENCE CHAMPIONS • 2012 GODADDY.COM BOWL • 2005 NEW ORLEANS BOWL

ARKANSAS STATE QUICK FACTS

Location: Jonesboro, Ark. (67,263)
Enrollment: 13,900
Nickname: Red Wolves
Colors: Scarlet and Black
Stadium: Liberty Bank Stadium (30,406)
Playing Surface: GEO Surfaces Field Turf
Conference: Sun Belt
Head Coach: Gus Malzahn (Henderson State, 1990)
Record at ASU (Years): 5-3 (1st year)
Overall Record (Years): Same
Assistant Coaches:

Offensive Coordinator/Quarterbacks . . . Rhett Lashlee
Arkansas, 2006 (1st year at Arkansas State)
Defensive Coordinator/Linebackers . . . John Thompson
Central Arkansas, 1978 (1st year at Arkansas State)
RB/Special Teams Coordinator Eliah Drinkwitz
Arkansas Tech, 2004 (1st year at Arkansas State)
Offensive Line J.B. Grimes
Henderson State, 1977 (1st year at Arkansas State)
Cornerbacks David Gunn
Arkansas, 1987 (11th year at Arkansas State)
Safeties Brandon Hall (booth)
Oklahoma, 2000 (1st year at Arkansas State)
Defensive Line Kenny Ingram
Arkansas State, 1999 (1st year at Arkansas State)
Tight Ends Dean Jackson
Wichita State, 1981 (1st year at Arkansas State)
WR/Recruiting Coordinator Casey Woods (booth)
Tennessee, 2006 (1st year at Arkansas State)

2012 ARKANSAS STATE SCHEDULE/RESULTS

Sept. 1	at No. 5 Oregon (ESPN)	L, 34-57
SEPT. 8	MEMPHIS (ESPN3.com)	W, 33-28
Sept. 15	at No. 24 Nebraska (ESPN2)	L, 13-42
SEPT. 22	ALCORN STATE (ESPN3.com)	W, 56-0
SEPT. 29	WESTERN KENTUCKY* (ESPN3.com)	L, 13-26
Oct. 4	at Florida International* (ESPNU)	W, 34-20
OCT. 13	SOUTH ALABAMA**	W, 36-29
Oct. 23	at Louisiana* (ESPN2)	W, 50-27
Nov. 3	at North Texas*	4 p.m.
NOV. 8	LOUISIANA-MONROE* (ESPNU)	6 p.m.
Nov. 17	at Troy*	2:30 p.m.
DEC. 1	MIDDLE TENNESSEE*	2 p.m.

*SBC game *Homecoming All Times Central

2012 NORTH TEXAS SCHEDULE/RESULTS

Sept. 1	at LSU	L, 14-41
SEPT. 8	TEXAS SOUTHERN	W, 34-7
Sept. 15	at Kansas State	L, 21-35
SEPT. 22	TROY*	L, 7-14
Sept. 29	at Florida Atlantic*	W, 20-14
Oct. 6	at Houston	L, 21-44
OCT. 16	LOUISIANA-LAFAYETTE*	W, 30-23
Oct. 27	at Middle Tennessee*	L, 21-38
NOV. 3	ARKANSAS STATE*	4 p.m.
NOV. 10	SOUTH ALABAMA*	4 p.m.
Nov. 17	at Louisiana-Monroe*	3 p.m.
Nov. 24	at Western Kentucky*	Noon

*Sun Belt Conference game All Times Central

RADIO: EAB Sports Radio Network
Matt Stolz (play-by-play), Bill Keedy (analyst)

2012 ASU TELEVISION SCHEDULE:

Sept. 1 at Oregon	ESPN
Sept. 8 vs. Memphis	ESPN3.com
Sept. 15 at Nebraska	ESPN2
Sept. 22 vs. Alcorn State	ESPN3.com
Sept. 29 vs. Western Kentucky	ESPN3.com
Oct. 4 at Florida International	ESPNU
Oct. 23 at Louisiana-Lafayette	ESPN2
Nov. 8 vs. Louisiana-Monroe	ESPNU



GAME 9: Arkansas State (5-3, 3-1) at North Texas (3-5, 2-2)

November 3, 2012 • Apogee Stadium

Denton, Texas • 4:00 p.m.

Radio: EAB Sports Radio Network (107.9 FM, flagship)

TV: AStateRedWolves.com (State Zone live streaming)

LIVE STATS: AStateRedWolves.com



ON TAP: One victory away from reaching bowl eligibility, the Arkansas State football team has won its last three games and will carry a six-game road winning streak against conference opponents into its game Saturday against North Texas. Every A-State game can be heard live on 107.9 FM in the Jonesboro area, and the live radio broadcast can be accessed through the Arkansas State athletic Web site (AStateRedWolves.com).

BY THE NUMBERS . . .

- 0 sacks allowed by the offensive line in four of ASU's first eight games.
- 1 ASU's 2012 recruiting class was ranked No. 1 in the Sun Belt by Rivals, ESPN.com, Scout and 247Sports.com.
- 1 ASU's rank in the Sun Belt Conference in rushing offense and pass defense.
- 2 ASU players named an SBC Defensive Player of the Week, including LB's **Nathan Herrold** and **Qushaun Lee**.
- 2 A-State players (David Oku and Rod Smith) with a 100-yard rushing game this season.
- 2 touchdown receptions needed by **Taylor Stockemer** to become ASU's career leader in the stat.
- 3 conferences shared by ASU and NT all-time, including the Sun Belt, Big West and Southland.
- 3 rushing yards needed by **Ryan Aplin** to become the Sun Belt's third all-time leader in the stat among QB's.
- 3 receptions needed by **Josh Jarboe** to tie the 10th most in school history for a career.
- 4 games this season with over 200 yards rushing by the ASU offense.
- 4 field goals needed by **Brian Davis** to become ASU's second all-time leader in the stat.
- 4 of the last seven seasons have seen Arkansas State achieve bowl eligibility with at least six victories.
- 4 or more receptions by **J.D. McKissic** in every game this season.
- 5 games this season in which **Brian Davis** has made multiple field goals.
- 5 games this season the ASU defense hasn't allowed 200 yards passing.
- 5.1 yards per rush by A-State, matching the single-season school record set in 1989.
- 6 consecutive road victories by A-State against conference opponents, the most since 1973-75.
- 6.1 yards per play by the ASU offense, which would be the highest in school history for a single season.
- 7.0 tackles for loss recorded by **Tim Starson**, tied for the sixth most in the Sun Belt Conference.
- 7 straight victory by ASU against North Texas, dating back to the 2005 season.
- 7 consecutive winning seasons at Liberty Bank Stadium, including a 6-0 mark in 2011.
- 8 A-State games scheduled to be televised by ESPN, ESPN2, ESPNU or ESPN3.com in 2012.
- 8 consecutive games won by A-State against teams from the state of Texas.
- 9 of the last 10 years the football team has won the Sun Belt Conference Team Academic Award.
- 9.5 tackles per game by **Nathan Herrold**, tied for the 2nd highest avg. in the SBC and 32nd highest in the nation.
- 11 A-State victories in its last 12 conference games played, dating back to the 2011 season.
- 13 receptions by **Josh Jarboe** against Oregon, tying the most in ASU history.
- 14 **Brian Davis'** national rank in field goals made (1.6 per game).
- 15 first-time starters for A-State this season, tied for the 9th most in the nation.
- 19 statistical categories in which ASU ranks among the top half of the league, including total offense and defense.
- 20 A-State's national rank in rushing offense (220.4 yards per game).
- 21 combined single game, season and career school records held by **Ryan Aplin**.
- 22 ASU's national rank in pass defense (195.5 yards per game).
- 22 consecutive games with at least one sack recorded by the A-State defense.
- 27 ASU's national rank in total offense (458.4 yards per game).
- 34 **J.D. McKissic's** national rank in receptions per game (6.3 pg).
- 37 consecutive games with a reception by **Taylor Stockemer**, the second most in the nation.
- 39 **Ryan Aplin's** national rank in pass efficiency (141.23).
- 50 receptions by **J.D. McKissic**, the most ever by an Arkansas State freshman.
- 68 yards needed by **Taylor Stockemer** to take over third place at ASU for career receiving yards.
- 93 consecutive passes by Ryan Aplin without an interception, dating back to the WKU game.
- 112 career receptions by **Taylor Stockemer**, making him one of 7 players in ASU history with 100+ catches.
- 300 yards or more of total offense recorded by ASU in 31 of its last 33 games.
- 400+ yards of total offense recorded by A-State in five of its first eight games.

ARKANSAS STATE GAME WEEK MEDIA SCHEDULE

Mon., Oct. 29 Sun Belt weekly teleconference begins at 10:30 a.m. (Coach Malzahn at 10:44 a.m.).
11:30 a.m. press conference with head coach Gus Malzahn (ASU Football Facility, 3rd floor).
Tues., Oct. 30 4:50-6:50 p.m. closed practice. Coaches & players available after practice.
"Live at the Brickhouse with Gus Malzahn" radio show 7-8 p.m. (KFIN, 107.9 FM).
Sun Belt Conference television highlight/interview package available.
Wed., Oct. 31 4:50-6:50 p.m. closed practice. Coaches & players available after practice.
Thur., Nov. 1 4:50-6:50 p.m. closed practice. No player availability. Coaches available on a prearranged basis.
Fri., Nov. 2 Travel day. No player or coach availability.
Sat., Nov. 3 Game Day. Coaches & players available after the game.
Sun., Nov. 4 Practice TBA. Coaches & players available after practice.
"The Gus Malzahn Show" (4:30 p.m. KATV-7 Little Rock, 10:30 p.m. KAIT-8 Jonesboro)

2012 SUN BELT STANDINGS

Team	Conference			Overall		
	W	L	Pct.	W	L	Pct.
Louisiana-Monroe	4	0	1.000	6	2	.750
Western Kentucky	3	1	.750	6	2	.750
Arkansas State	3	1	.750	5	3	.625
Middle Tennessee	3	1	.750	5	3	.625
Troy	3	3	.500	4	4	.500
UL Lafayette	2	2	.500	4	3	.571
North Texas	2	2	.500	3	5	.375
South Alabama	1	3	.250	2	6	.250
Florida Atlantic	1	4	.200	2	6	.250
Florida International	0	5	.000	1	8	.111

2012 PRESEASON ALL-SBC TEAM

OFFENSE

Ryan Aplin (Arkansas State, Sr., QB)
Lance Dunbar (North Texas, Sr., RB)
Kedrick Rhodes (Florida International, Jr., RB)
Alonzo Harris (Louisiana-Lafayette, So., RB)
Josh Jarboe (Arkansas State, Sr., WR)
Javone Lawson (Louisiana-Lafayette, Sr., WR)
Eric Thomas (Troy, Jr., WR)
Jack Doyle (WKU, Sr., TE)
Zack McKnight (Arkansas State, Sr., OL)
Rupert Bryan (Florida International, Sr., OL)
Caylin Hauptmann (Florida International, Sr., OL)
Leonardo Bates (Louisiana-Lafayette, Sr., OL)
Cyril Lemon (North Texas, So., OL)

DEFENSE

Isame Faciane (Florida International, Jr., DL)
Tourek Williams (Florida International, Sr., DL)
Tony Davis (Troy, Sr., DL)
Quanterus Smith (Western Kentucky, Sr., DL)
Winston Fraser (Florida International, Sr., LB)
Kanorris Davis (Troy, Sr., LB)
Andrew Jackson (Western Kentucky, Jr., LB)
Don Jones (Arkansas State, Sr., DB)
Jonathan Cyprien (Florida International, Sr., DB)
Melvin White (Louisiana-Lafayette, Sr., DB)
Brynden Trawick (Troy, Sr., DB)

SPECIAL TEAMS

Brett Baer (Louisiana-Lafayette, Sr., PK)
Will Atterberry (North Texas, Sr., P)
John Evans (Western Kentucky, So., RS)

PRESEASON OFFENSIVE PLAYER OF THE YEAR

Ryan Aplin (Arkansas State, Sr., QB)

PRESEASON DEFENSIVE PLAYER OF THE YEAR

Tourek Williams (Florida International, Sr., DL)

2012 PRESEASON SBC COACHES POLL

SCHOOL - POINTS (1st place votes)

1. Florida International - 92 (5)
2. **Arkansas State - 85 (2)**
3. Louisiana-Lafayette - 81 (2)
4. Western Kentucky - 70 (1)
5. Troy - 60
6. Louisiana-Monroe - 47
7. Middle Tennessee - 42
8. North Texas - 36
9. Florida Atlantic - 23
10. South Alabama - 14

THE PRINCIPALS: Winners in four of its last five games, A-State moved its overall record to 5-3 and Sun Belt Conference mark to 3-1 with a 50-27 road victory over Louisiana-Lafayette its last time out. The Red Wolves' three-game winning streak is their longest since ending the 2011 regular season on a nine-game winning streak. ASU is one victory away from achieving bowl eligibility for the fifth time over the last eight seasons. Following a 38-21 setback at Middle Tennessee, North Texas now stands 3-5 overall and 2-2 in Sun Belt play on the season. The Mean Green has split its last four games and is 2-1 at home, its only setback a 14-7 loss to Troy. North Texas will host ASU in its 2012 Homecoming contest.

HEAD COACH GUS MALZAHN: *Gus Malzahn*

was named the Red Wolves' 28th head football coach at Dec. 14, 2011, press conference, bringing him back to his home state after most recently enjoying highly successful stints as a top assistant coach at three NCAA FBS universities that garnered him national acclaim. A name highly recognized throughout Arkansas and the nation, Malzahn comes to Arkansas State after serving as the offensive coordinator and quarterbacks coach at Auburn for the past three seasons. A native of Fort Smith, Malzahn was named the winner of the 2010 Frank Broyles Award, given annually to the nation's top collegiate assistant coach.

COACHING RECOGNITION: First-year Arkansas State Head Football Coach **Gus Malzahn** was recognized as one of the top hires in the nation this offseason, named as the No. 4 best hire and No. 2 most intriguing hire in the nation by CBSSports.com. He was also one of two head coaches in the nation to receive a grade of A+ among new hires for the 2012 season by the *Sporting News*. Bleacher Report's "Over/Under Victories" for every new head coach places A-State at nine victories, one of the tops listed in the report.

HALL OF HONOR: A-State head coach **Gus Malzahn** was one of seven inductees into Henderson State University's Reddie Hall of Honor on Saturday (Oct. 6). The event took place at the Garrison Center Day Gym on the Henderson campus. A two-year letterman, Malzahn averaged 35.3 yards per punt his first year at Henderson and

HEAD-to-HEAD



Arkansas State

North Texas

5-3, 3-1	Record	3-5, 2-2
33.6	Points Avg.	21.0
458.4	Total Off. Avg.	405.9
220.4	Rushing Avg.	188.0
238.0	Passing Avg.	217.9
43%	3rd-Down Pct.	34%
42%	4th-Down Pct.	38%
28:21	TOP/Game	33:25
28.6	Scoring Defense	27.0
385.5	Total Defense	404.5
190.0	Rush Defense	163.6
195.5	Pass Defense	240.9
12-84	Sacks by-Yards	13-83
+3	Turnover Margin	+2
20.1	Kick Return Avg.	19.4
3.2	Punt Return Avg.	2.5
36.0	Avg. Per Punt	41.2
48.0	Penalty Yards Avg.	47.9

37.7 yards his senior year, including a long of 64 yards. He also caught 24 passes for 288 yards for an average of 12.0 yards per catch. He earned All-AIC Honorable Mention honors in 1989.

ASU ANNOUNCES FOOTBALL FACILITY PROJECT:

Arkansas State University announced a \$22 million football facility project, including a two-level football operations building and 76,000 square-foot indoor practice facility in ASU Stadium's north end zone, at an 11 a.m. press conference held Sept. 6 at the current ASU Football Facility . . . The new football operations building's first floor will house A-State's locker room, state-of-the-art strength and conditioning and sports medicine centers, a players lounge and equipment room. The second floor will feature coaching and administrative offices, team meeting rooms, a history and heritage showroom and a team film room with theatre seating. The indoor practice facility will run east and west and be connected to the north side of the operations building . . . The facility will have a brick exterior and feature an outdoor plaza facing the field on the building's second level. The interior will have a strong Red Wolves'



ARKANSAS STATE TEAM RECORD

Overall	421-457-37
Liberty Bank Stadium	118-71-1
Since Div. I-A (1992)	80-149-1

TEAM STREAKS

Wins	3
Liberty Bank Stadium Wins	1
Away Wins	2
Sun Belt Wins	3
Losses	0
Home Losses	0
Away Losses	0
Non-conference Losses	0
Wins When:	
allowing 10 points or less	30
allowing 17 points or less	7
scoring 20 points or more	5
scoring 30 points or more	5
rushing for 200+ yards	3
passing for 300+ yards	1
400+ yards of total offense	4
leading at the half	3
tied at the half	1
trailing at the half	0
scoring first	1

2012 ASU RECORD WHEN:

at home	3-1
on the road	2-2
leading at the half	4-1
tied at the half	0-0
trailing at the half	1-2
leading after 3 quarters	4-0
tied after 3 quarters	0-0
trailing after 3 quarters	1-3
overtime	0-0
Scores	
17+ points	5-1
the opponents scores	
17+ points	4-3
more offensive yards	4-0
fewer offensive yards	1-3
more penalty yards	2-2
same penalty yards	0-0
fewer penalty yards	3-1
gains 300+ offensive yards	5-2
allows 300- offensive yards	2-0
rushes for 150+ yards	4-1
rushes for 200+ yards	3-1
passes for 200+ yards	5-2
Wins turnovers	3-1
Ties turnovers	0-0
Loses turnovers	2-2
More total yardage	4-1
Less total yardage	1-2
Wins time of possession	2-0
Ties time of possession	0-0
Loses time of possession	3-3

theme with black and red dominating the esthetic appearance.

IT'S ALL IN THE NAME: In recognition of a \$5 million contribution by Liberty Bank, the ASU Board of Trustees announced Sept. 8 that Liberty Bank Stadium is the new name of the football stadium at Arkansas State University. The naming rights to the stadium are for the next 15 years, as announced at the newly-named facility just prior to kickoff of the Red Wolves' home football game against the Memphis Tigers.

A-STATE NAMES NEW AD: Arkansas State University Chancellor Dr. Tim Hudson announced Sept. 19 that Terry Mohajir, a 20-year veteran leader in collegiate athletics with a diverse background as an administrator, coach, student-athlete and city government participant, has been named A-State's 11th Director of Athletics. An Arkansas State University alumnus, Mohajir's (pronounced MO-HA-JUR) career path went through three other NCAA Division I institutions, including the University of Missouri-Kansas City, Florida Atlantic and Kansas, before leading him back to his alma mater. The Overland Park, Kansas native has been involved with major fundraising campaigns at multiple universities, while also overseeing corporate sales, marketing promotions and ticket sales. He most recently served the last 13 months as Kansas' Senior Associate Director of Athletics and Chief Marketing Officer. Prior to his time with the Jayhawks, he spent a seven-year stint as Florida Atlantic's Senior Associate Director of Athletics for External Relations from 2004-11 after working at UMKC from 1997-2004 as its Assistant Director of Athletics for External Relations.

98th SEASON UNDER WAY: Arkansas State kicked off its 98th season of football Sept. 1 at Oregon. ASU now holds a 421-457-37 record since the inaugural 1911 season and has played in eight bowl games. A-State did not field a football team from 1942-44 due to World War II. ASU also didn't have a team in 1918 as World War I was ending.

THE ASU-NORTH TEXAS SERIES: Arkansas State is 13-8 all-time against North Texas and has won the last seven meetings, including a 31-24 victory at Fouts Field in 2005 that secured its spot in the New Orleans Bowl. While A-State claimed a 37-14 victory over the Mean Green last year in Jonesboro, five of the last seven meetings between the two teams have been decided by a touchdown or less. The Red Wolves' seven-game winning streak against the Mean Green is currently their longest against any Sun Belt Conference opponent. The all-time series dates back to the 1983 season, when NT defeated ASU 17-0 at War Memorial Stadium in Little Rock.

OLD TIES: While Arkansas State and North Texas have met the past 11 seasons as Sun Belt Conference opponents, it is not the first time the two teams have shared a league. Both the Red Wolves and the Mean Green were members of the Big West Conference at the same time from 1999-2000 and the Southland Conference from 1983-1986.

LONE STAR SUCCESS: Dating back to the 2007 season, Arkansas State has won its last eight games against teams from the Lone Star state.

The Red Wolves fell to Texas in their 2007 season opener, but came back to sweep their games over SMU and North Texas that year. A-State knocked off Texas A&M, Texas Southern and North Texas in 2008 and also defeated the Mean Green in 2009, 2010 and 2011.

A-STATE vs. THE SUN BELT: A-State is 74-64-1 all-time against current members of the Sun Belt Conference. Since the league's inaugural football season in 2001, the Red Wolves hold a 45-37 on-field record against all opponents that have been a member of the league. Against current members of the conference, ASU is 40-33 since 2001. The Red Wolves hold their most all-time victories against Louisiana-Monroe and Louisiana-Lafayette with 19 against both. The Red Wolves have defeated every team in the SBC since the football league was formed.

SUN BELT CHAMPIONS: Arkansas State claimed its first ever outright Sun Belt Conference championship in 2011. Including last season, ASU has won eight conference championships all-time. ASU won the Southland Conference seven times (1986, 1985, 1978, 1975, 1970, 1969, 1968). ASU also won the 2005 Sun Belt Conference title, but it was later vacated due to NCAA sanctions.

AN A-STATE VICTORY WOULD . . . : Make it bowl eligible for the second straight year and fifth time over the last eight seasons . . . Extend its winning streak in road conference games to seven . . . Give it eight consecutive victories against North Texas . . . Give it 12 wins over its last 13 conference games . . . Extend its winning streak against teams from the state of Texas to nine.

COLLECTING HONORS: Junior kicker Brian Davis picked up several honors after connecting on 5-of-5 field goals and scoring 20 points against Louisiana-Lafayette, including Sun Belt Conference Special Teams Player of the Week, Lou Groza Award Star of the Week and College Football Performance Awards National Placekicker of the Week. Davis' five field goals, just two shy of matching the NCAA record for a single game, were the most by a Sun Belt Conference player this year and tied the third most in the nation this season. His 20 points scored by kick were just three shy of his own Sun Belt Conference record and the third most in the nation this year. Both his points scored by kick and field goals made tie the second most in Sun Belt and Arkansas State history. Davis' first field goal covered 47 yards to tie the longest of his career, while his other makes came from 45, 29, 22 and 21 yards out.

APLIN NAMED A FINALIST FOR SENIOR CLASS AWARD: Senior quarterback **Ryan Aplin** was named as one of 10 finalists for the 2012 Senior CLASS Award on Oct. 18 . . . Aplin was one of 30 original candidates from across the nation for the award, which annually recognizes an NCAA FBS senior with notable achievements in areas of community, classroom, character and competition. An acronym for Celebrating Loyalty and Achievement for Staying in School, the prestigious Senior CLASS Award focuses on the total student-athlete and encourages students to use their platform in athletics to make a positive impact as leaders in their communities . . . The finalists were chosen by a media committee from the list of 30

candidates announced in September. Nationwide fan voting is underway to help select the winner. Fans are encouraged to vote on the Senior CLASS Award website through December 3. Fan votes will be combined with media and Division I head coaches' votes to determine the winner. The Senior CLASS Award winner will be announced during the 2012-13 bowl season.

ROAD WARRIORS: Arkansas State has won six consecutive road conference games, its longest streak ever in the Sun Belt Conference and longest as a member of any league since it won seven straight road contests against Southland foes from 1973-75. The Red Wolves went 4-0 in Sun Belt road games last season and is 2-0 in those outings this year.

IMMEDIATE IMPACT: Arkansas State is one of 39 teams in the nation to play at least eight true freshman this season. A-State's eight true freshmen played ranks tied for the 36th most in the nation with Auburn, Clemson and Hawai'i. Three true freshmen have started at least one game for ASU, including **Rocky Hayes**, **Bryce Giddens** and **Chris Humes**. Additionally, A-State has played 17 combined true and redshirt freshmen this year, the 30th most in the nation.

A NEW START: Arkansas State has 15 players who have started their first career game at the school this season, which ranks tied for the ninth most in the nation with 10 other teams (including North Texas). Hawai'i leads the nation with 26 first-time starters this year. Players with their first career start at ASU this season include **David Oku** (RB), **Rocky Hayes** (RB/WR), **J.D. McKissic** (WR), **Aaron Williams** (OL), **Steven Haunga** (OL), **Bryce Giddens** (OL), **Alan Wright** (OL), **Ronnell Wright** (DL), **Shervarius Jackson** (DE), **Chris Stone** (DE), **Eddie Porter** (LB/DE), **Andrew Tryon** (CB), **Artez Brown** (CB), **Chris Humes** (S) and **Cole Lorigan** (S).

ABOVE AVERAGE: The A-State offense is averaging 6.1 yards per play, 458.4 yards per game and 5.1 yards per rush, all of which would break or tie the school record for a single season. The current school records for a season are 6.0 yards per play (2008), 447.8 yards per game (2011) and 5.1 yards per rush (1989).

300-PLUS: Dating back to the 2010 season, Arkansas State has posted at least 300 yards of total offense 31 of its last 33 games. ASU's 12-

ASU IN 2012 SUN BELT RANKINGS

Stat	ASU	Rank	Leader
Rushing Offense	220.4 ypg	1	ASU
Pass Defense	195.5 ypg	1	ASU
First Downs	24.6 pg	2	ULM (25.1)
Red Zone Off.	82.9 pct.	2	ULL (.903)
Scoring Offense	33.6 ppg	2	ULM (39.2)
Field Goals	.812 pct.	T2	MT (.833)
Turnover Margin	+3.0 pg	T2	ULM (+7.0)
Total Offense	458.4 ypg	3	ULM (464.9)
Pass Efficiency	141.0	3	WKU (159.4)
Penalties	48.0 ypg	3	FAU (46.0)
Total Defense	385.5 ypg	4	WKU (319.4)
3rd Down Conv.	43.1 pct.	4	WKU (51.4)
Red Zone Def.	81.8 pct.	4	USA (73.7)
PAT Kicking	.968 pct.	T4	3 tied (1.000)
Sacks Against	1.5 pg	T4	NT (0.6)
Interceptions	8 total	T4	ULM (11)
Pass Def. Effic.	138.4	5	WKU (124.6)
Opp. 3rd Down	41.2 pct.	5	FAU (31.7)
Scoring Defense	28.6 ppg	T5	WKU (22.6)
Pass Offense	238.0 ypg	6	Troy (292.4)
Kickoff Coverage	39.6 net/avg.	6	FAU (44.2)
Sacks by	1.5 spg	T6	WKU (3.6)
4th Down Conv.	41.7 pct.	7	MT (81.8)
Opp. First Downs	20.6 pg	8	WKU (18.8)
Time of Poss.	28:21	8	WKU (34:15)
Opp. Penalties	53.9 ypg	8	ULM (70.4)
Punt Return Avg.	3.2 ypr	9	WKU (10.8)
Kickoff Returns	19.3 ypr	9	MT (27.9)
Opp. 4th Down	73.7 pct.	9	ULL (12.5)
Rushing Defense	190.0 ypg	9	WKU (107.5)
Punting	30.5 net/p	10	ULL (41.1)

ASU'S 2012 INDIVIDUAL SBC RANKINGS

Stat	ASU Player	Avg.	Rank
Fum. Forced	Eddie Porter	3 total	T1
Field Goal Pct.	Brian Davis	.812	T1
Tackles	Nathan Herrold	9.5 tpg	2
Scoring (kick)	Brian Davis	8.6 ppg	2
Scoring	Brian Davis	8.6 ppg	2
Field Goals	Brian Davis	1.6 pg	T2
Receptions	J.D. McKissic	6.2 rpg	3
Total Offense	Ryan Aplin	263.5 ypg	3
Scoring (TD)	David Oku	6.2 ppg	3
Rushing	David Oku	78.4 ypg	3
PAT Kicking	Brian Davis	.968	4
Pass Effic.	Ryan Aplin	141.2	4
Receiving Yds	J.D. McKissic	64.1 ypg	4
All Purpose	David Oku	99.2 ypg	T4
Passing	Ryan Aplin	232.5 ypg	5
Interceptions	Chaz Scales	2 total	T5
Kick Ret. Avg.	Frankie Jackson	22.9 ypr	6
TFL	Tim Starson	7.0 total	T6
Fum. Forced	Nathan Herrold	2 total	T7
Scoring	David Oku	6.2 ppg	8
Receptions	Josh Jarboe	4.4 rpg	T9
Tackles	Qushaun Lee	7.9 tpg	10
Sacks	Eddie Porter	2.5 total	15
Passes Def.	Nathan Herrold	5 total	T16
Passes Def.	Chaz Scales	5 total	T16
TFL	Eddie Porter	5.0 total	20
Tackles	Don Jones	6.5 tpg	T20
Tackles	Ryan Carrethers	5.6 tpg	33
Tackles	Sterling Young	5.2 tpg	38
Tackles	Tim Starson	5.0 tpg	T40

A-STATE INDIVIDUAL CAREER RECORDS

TOTAL OFFENSE

	Yards	Years
1. Ryan Aplin	10,842	2009-cur.
2. Corey Leonard	8,887	2006-09

TOTAL OFFENSE PLAYS

	Plays	Years
1. Ryan Aplin	1,680	2009-cur.
2. Corey Leonard	1,604	2006-09

TOTAL OFFENSE AVERAGE PER GAME

	Avg.	Years
1. Ryan Aplin	258.1	2009-cur.
2. Corey Leonard	201.9	2006-09

TOTAL OFFENSE AVERAGE PER PLAY

	Avg.	Years
1. Johnny Covington	7.5	1992-95
2. Leroy Harris	7.0	1975-76
3. Dennis Forrest	6.7	1986-89
4. Ryan Aplin	6.5	2009-cur.
T5. Dennis Bolden	5.7	1975-76
Nick Noce	5.7	2003-05

RUSHING TOUCHDOWNS

	No.	Years
1. Richie Woit	57	1950-53
T2. Reggie Arnold	33	2006-09
Dwane Brown	33	1984-87
4. Ryan Aplin	28	2009-cur.

PASS ATTEMPTS

	No.	Years
1. Ryan Aplin	1,251	2009-cur.
2. Cleo Lemon	1,128	1997-2000

PASS COMPLETIONS

	No.	Years
1. Ryan Aplin	790	2009-cur.
2. Corey Leonard	571	2006-09

PASSING YARDS

	Yards	Years
1. Ryan Aplin	9,276	2009-cur.
2. Cleo Lemon	7,706	1997-2000

TOUCHDOWN PASSES

	No.	Years
1. Ryan Aplin	55	2009-cur.
2. Cleo Lemon	48	1997-2000

HIGHEST COMPLETION PERCENTAGE

	Pct.	Years
1. Ryan Aplin	.631	2009-cur.
2. Jeremie Watkins	.539	1996-97

PASSING YARDS PER GAME

	Avg.	Years
1. Ryan Aplin	220.9	2009-cur.
2. Cleo Lemon	188.0	1997-2000

A-STATE INDIVIDUAL CAREER RECORDS

TOUCHDOWN RECEPTIONS

	No.	Years
1. John Koldus	15	1950-52
2. Taylor Stockemer	14	2009-cur.

RECEPTIONS

	No.	Years
1. Dwayne Frampton	163	2010-11
6. Reginald Murphy	121	1993-96
7. Taylor Stockemer	112	2009-cur.
10. Chuck Walker	92	2001-04
NR Josh Jarboe	89	2011-cur.

RECEIVING YARDS

	Yds.	Years
1. Lennie Johnson	2,730	1995-98
2. Robert Kilow	2,446	1998-00
3. Dwayne Frampton	1,894	2010-11
4. Taylor Stockemer	1,827	2009-cur.
10. Reginald Murphy	1,331	1993-96
NR Josh Jarboe	1,118	2011-cur.

MOST TOUCHDOWNS SCORED

	No.	Years
1. Richie Woit	57	1950-53
5. Steve Burks	30	1971-74
6. Ryan Aplin	29	2009-cur.

MOST BLOCKED KICKS

	No.	Years
1. Jimmy Lisko	8	1972-75
T2. Tim Starson	4	2009-cur.

MOST POINTS BY KICKING

	Points	Years
1. Josh Arauco	288	2006-09
2. Eric Neihouse	234	2002-05
3. Brian Davis	201	2010-cur.

MOST EXTRA POINTS MADE

	Points	Years
1. Eric Neihouse	123	2002-05
3. Don LaPlante	96	1950-52
4. Brian Davis	89	2010-cur.

MOST FIELD GOALS MADE

	Points	Years
1. Josh Arauco	58	2006-09
2. Jeff Caldwell	40	1993-96
T3. Brian Davis	37	2010-cur.
Eric Neihouse	37	2002-05

game streak with over 300 yards total offense came to an end just two games shy of the school record against Nebraska earlier this season.

LIGHTING UP THE SCOREBOARD: After scoring 33 or more points in six games this year, A-State has now posted at least 30 points in 14 of its last 19 regular-season games dating back to last season. The Red Wolves scored 30 or more points in eight games during the 2011 season, the most since 1951 when it hit the total 10 times.

"PICKING" IT UP: While the A-State defense recorded only one interception over its first three games, it has now posted seven picks over the last five games. The Red Wolves have recorded at least one interception in four of the last five games, including a season-high three against Louisiana-Lafayette last week. Senior cornerback Chaz Scales is the only ASU player with multiple interceptions this season (2).

ALL-PURPOSE THREAT: While junior running back **David Oku** has recorded only one 100-yard rushing game, his rushing and receiving total combined has exceeded 100 yards in four games.

SUN BELT CAREER RECORDS

TOTAL OFFENSE

	Yards	Years
1. Ryan Aplin	10,842	2009-cur.
2. Steven Jyles (ULM)	10,234	2002-05

TOTAL OFFENSE PLAYS

	Plays	Years
1. Steven Jyles (ULM)	1,909	2002-05
2. Ryan Aplin	1,680	2009-cur.

TOTAL OFFENSE PER GAME

	Avg.	Years
1. Levi Brown (Troy)	274.3 ypg	2008-09
2. Ryan Aplin	258.1 ypg	2009-cur.

PASS ATTEMPTS

	No.	Years
1. Steven Jyles (ULM)	1,445	2002-05
2. Rusty Smith (FAU)	1,361	2005-09
3. Ryan Aplin	1,251	2009-cur.

PASS COMPLETIONS

	No.	Years
1. Steven Jyles (ULM)	795	2002-05
2. Corey Robinson (Troy)	791	2010-cur.
3. Ryan Aplin	790	2009-cur.

COMPLETION PERCENTAGE

	Pct.	Years
1. Clint Marks (MT)	66.0	2003-06
2. Ryan Aplin	63.1	2009-cur.

TOUCHDOWN PASSES

	No.	Years
1. Rusty Smith (FAU)	76	2005-09
2. Corey Robinson (Troy)	57	2010-cur.
3. Ryan Aplin	55	2009-cur.

PASSING YARDS

	Yards	Years
1. Rusty Smith (FAU)	10,112	2005-09
2. Ryan Aplin	9,276	2009-cur.

RUSHING YARDS BY A QUARTERBACK

	Yards	Years
1. Michael Desormeaux (ULL)	2,843	2005-08
2. Dwight Dasher (MT)	2,419	2007-10
3. Corey Leonard (ASU)	1,568	2006-09
4. Ryan Aplin	1,566	2009-cur.

Those games include Oregon (81 rush, 21 receiving, 102 total), Memphis (111 rush, 8 receiving, 119 total), WKU (79 rush, 27 receiving, 106 total) and UL Lafayette (83 rush, 24 receiving, 107 total). He has caught at least one pass in all but one game and is ranked tied for fourth in the Sun Belt Conference in all-purpose yards at 99.2 per game.

BEST TOTALS SINCE 2009: Just eight games into the season, senior running back **David Oku's** 627 rushing yards and eight touchdowns are both already the most by an ASU running back since Reggie Arnold recorded 723 yards and 12 touchdowns in 2009. Oku leads the team in rushing yards and is ranked third in the Sun Belt Conference.

TOPPING THE TOTAL OFFENSE CHARTS:

Senior quarterback **Ryan Aplin** broke the Sun Belt Conference record for total offense career yards during the FIU game, finishing the game with 273 yards to give him 10,365 for his career at the time.

Aplin passed ULM's Steve Jyles (10,234 yards from 2002-05) for the record. Additionally, he is ranked second all-time in the league in passing yards (9,276), third in touchdown passes (55) and completions (790) and fourth in rushing yards by a quarterback (1,566).

MORE OFTEN THAN NOT: Senior quarterback **Ryan Aplin** has tossed at least one touchdown in 32 of his last 36 games dating back to his freshman season. Aplin has also thrown for at least 200 yards 28 times in his career and all 28 have come over ASU's last 35 games. Additionally, he has 15 career games with over 300 yards total offense.

ACTIVE APLIN: Senior quarterback **Ryan Aplin** is ranked among the top active players in the NCAA in several career statistics, including:

- 4th, career total offense yards (10,842)
- 5th, career passing yards (9,276)
- 6th, career TD responsible for (84)
- 6th, career completions (790)
- 12th, career touchdown passes (55)
- T19th, career rushing touchdowns (28)

FIVE MORE SCHOOL RECORDS: Senior quarterback **Ryan Aplin** has set five new school records this year, giving him 21 combined game, season and career records at ASU . . . His *single-game* records include most plays, total offense, most average yards per game, passes attempted, completion percentage and completions . . . His single-season records include most plays, total offense, passes attempted, completions, touchdown passes, highest completion percentage and most passing yards per game . . . His *career* records include total offense, total plays, most average yards per game, completions, pass attempts, highest completion percentage, touchdown passes and most passing yards per game.

ON A ROLL: Senior wide receiver **Taylor Stockemer** has recorded at least one reception in his last 37 games played, ranking tied for the second most in the NCAA among all players along with Baylor's Laneous Sampson and Central Michigan's Cody Wilson. Duke's Conner Vernon leads the nation with a catch in 44 straight games. Stockemer had his best games of the year the last

two times out, recording season highs of four receptions against both USA and ULL and a combined 128 yards and a touchdown.

AT LEAST FOUR: Redshirt freshman receiver **J.D. McKissic** has recorded at least four receptions in every game this season, including a

A-STATE INDIVIDUAL SEASON RECORDS

PASS COMPLETIONS

	No.	Year
1. Ryan Aplin	304	2011
2. Ryan Aplin	252	2010
3. Johnny Covington	194	1995
4. Cleo Lemon	183	1998
5. Corey Leonard	182	2007
6. Cleo Lemon	173	2000
7. Corey Leonard	166	2008
8. Nick Noce	164	2004
9. Ryan Aplin	157	2012

PASSING YARDS

	Yards	Year
1. Ryan Aplin	3,588	2011
5. Corey Leonard	2,235	2007
6. Johnny Covington	2,127	1995
7. Nick Noce	2,115	2004
8. Nick Noce	2,052	2005
9. Cleo Lemon	1,964	2000
10. Ryan Aplin	1,860	2012

PASSING TOUCHDOWNS

	No.	Years
1. Ryan Aplin	21	2010
T9. Nick Noce	13	2004
Cleo Lemon	13	2000
Bill Caldwell	13	1959
NR Ryan Aplin	12	2012

TOTAL OFFENSE

	Yards	Years
1. Ryan Aplin	4,176	2011
5. Roy Johnson	2,529	1991
6. Cleo Lemon	2,480	1998
7. Nick Noce	2,364	2004
8. Nick Noce	2,288	2005
9. Ryan Aplin	2,108	2012

RECEPTIONS

	No.	Year
1. Dwayne Frampton	94	2011
4. Levi DeJohnette	61	2007
5. Robert Kilow	57	1999
6. Lennie Johnson	55	1998
7. Josh Jarboe	54	2011
8. J.D. McKissic	50	2012
9. Taylor Stockemer	48	2011
T10. Brandon Thompkins	47	2009
Lennie Johnson	47	1996
Gerald Jumper	47	1967
NR Josh Jarboe	35	2012

MOST POINTS BY KICKING

	Points	Year
1. Brian Davis	98	2011
4. Josh Arauco	79	2007
T5. Eric Neihouse	74	2005
Scott Roper	74	1987
T7. Brian Davis	69	2012
Josh Arauco	69	2009

MOST FIELD GOALS MADE

	No.	Year
1. Scott Roper	21	1986
2. Brian Davis	18	2011
T3. Josh Arauco	17	2008
Doug Dobbs	17	1978
5. Josh Arauco	15	2007
T6. Josh Arauco	14	2006
Jeff Caldwell	14	1993
T8. Brian Davis	13	2012
Eric Neihouse	13	2005

A-STATE TEAM SEASON RECORDS**TOTAL OFFENSE YARDS**

1. 5,822 in 2011
5. 4,558 in 2007
10. 4,168 in 1986
- NR 3,667 in 2012**

MOST FIRST DOWNS

1. 304 in 2011
- T5. 224 in 2006
- 224 in 1990
10. 214 in 1986
- NR 197 in 2012**

MOST FIRST DOWNS PASSING

1. 169 in 2011
5. 103 in 1998
- T9. 82 in 2006
- 82 in 2003
- NR 78 in 2012**

MOST PASS COMPLETIONS

1. 326 in 2011
5. 206 in 1995
10. 167 in 2008
- NR 160 in 2012**

MOST PASSING YARDS

1. 3,817 in 2011
5. 2,346 in 2008
10. 2,263 in 1995
- NR 1,904 in 2012**

MOST TOUCHDOWN PASSES

1. 23 in 2010
- T5. 16 in 2008
- 16 in 2007
- 16 in 1995
- T10. 14 in 2004
- 14 in 2000
- 14 in 1959
- 14 in 1951
- NR 13 in 2012**

MOST FIELD GOALS MADE

1. 24 in 2011
- T5. 15 in 2009
- 15 in 2007
7. 14 in 1993
- T8. 13 in 2012**
- 13 in 2005

career-high eight against Memphis, Nebraska and Western Kentucky. He now has a team-high 50 catches to place him third in the Sun Belt Conference and tied for 34th in the nation in receptions. McKissic also has a team-best 513 receiving yards, which ranks fourth in the SBC.

CAREER YEAR: Just eight games into the season, nine of ASU's top 14 tacklers that aren't newcomers have posted the most stops of their career for a single season. ASU's top six leaders in tackles also includes three players with career-best numbers, including sophomore linebacker **Qushaun Lee** (55 this year, 49 in 2011), junior defensive line **Ryan Carrethers** (45 this year, 35 combined for 2010-11) and senior defensive end **Tim Starson** (40 this year, 39 combined for 2009-11).

PLAYING IN THE BACKFIELD: Senior defensive end **Tim Starson** has a team-high 7.0 tackles for loss, but senior linebacker **Nathan Herrold** and junior defensive end **Eddie Porter** aren't far behind with 4.5 and 5.0, respectively. Herrold has recorded at least a partial tackle for loss in six of the last seven games and Porter at least one in four straight outings. Starson has at least a partial TFL in five games this year as well.

CONTROLLING THE INTERIOR: Junior **Ryan Carrethers** recorded a career-high 10 tackles for the second time this season two games ago against South Alabama from his interior defensive lineman position. Not only is Carrethers ranked fourth on the team and 33rd in the Sun Belt in tackles among all players, he easily leads the league in tackles by all defensive linemen with 45 (6.4 per game) to his credit.

HERALDED PERFORMANCE: Senior linebacker **Nathan Herrold** recorded a career-high 17 tackles against South Alabama two games ago, giving him three games this year (11 at both Oregon and Nebraska) and six for his career with double-figure stops. He now has a team-high 76 tackles, placing him second in the Sun Belt Conference and tied for 32nd in the nation in tackles per game (9.5). Herrold has also recorded at least a partial tackle for loss in six of ASU's last seven games.

KICK IT INTO GEAR: Junior kicker **Brian Davis** has made multiple field goals in five of ASU's eight games this season and 10 times during his career. He needs three field goals to tie the second most in school history for a career.

THAT'S OFFENSIVE: A-State's 634 yards of total offense against Alcorn State was the seventh most in school history and marked the second time this year the Red Wolves recorded over 600 yards. They also piled up 619 yards against Memphis, which were the most against an FBS opponent since recording a school-record 681 against Louisiana-Lafayette in 2007. ASU has now posted at least 500 yards total offense in four of its first eight games and 400 or more in five games.

GETTING DEFENSIVE: With its 56-0 win over Alcorn State, ASU recorded its first shutout since defeating Mississippi Valley State 61-0 in its 2009 season opener. ASU limited Alcorn State to just 2.2 yards per play, which tied the fifth lowest average for a game in Sun Belt Conference history. ASU's defense allowed just 130 yards, which is the fewest since giving up 69 to Mississippi Valley State in 2009 as well. The Red Wolves also held Memphis under 300 yards total offense, limiting the Tigers to 293 yards for the fewest by an ASU opponent since FAU recorded 281 last season.

REACHING THE CENTURY MARK: Sophomore

running back **Rod Smith** broke 100 yards rushing for the first time of his career against Alcorn State with a career-high 104 yards. He was the second ASU player to rush for 100 yards in a game this season, joining **David Oku** (111 yards vs. Memphis). A-State had a running back record over 100 yards in a rushing in a game only once all of last season.

HOME SWEET HOME: With a 6-0 home record last season, Arkansas State secured its seventh consecutive winning record at Liberty Bank Stadium dating back to 2005. ASU is now 34-8 at ASU Stadium since the 2005 season. The Red Wolves actual on-field record all-time at Liberty Bank Stadium is 126-71-1 since it opened in 1974. ASU's six home wins last season were its most since 1985.

MIDWEEK MONSTERS: Historically, A-State has performed well in midweek games since joining the Sun Belt Conference. Since the 2001 campaign, the Red Wolves hold a 9-3 record in all midweek games. ASU has won its last four midweek games, including a 34-20 victory over FIU on a Thursday night and a 50-27 win over UL Lafayette on a Tuesday night this year.

ATTENDANCE FIGURES: The Liberty Bank crowd of 25,160 for the ASU-WKU game made it the largest to ever watch A-State play a conference game in Jonesboro. The next largest was 24,256 when ASU hosted Middle Tennessee in 2008. . . . ASU's first four home games all drew a crowd of over 20,000, marking the first time in school history the Red Wolves played four consecutive home games with 20,000-plus in attendance. Not only that, this is the first time ASU has had crowds of over 20,000 in four games over the course of an entire season.

HOMEcoming HISTORY: Arkansas State improved to 57-27-1 all-time in Homecoming contests with its victory over South Alabama. The Red Wolves have now won nine of their last 10 Homecoming games dating back to the 2003 season.

KNOCKING OFF THE FAVORITE: Arkansas State's 34-20 victory over FIU earlier this year marked the third consecutive year the Red Wolves defeated the top pick in the Sun Belt Conference preseason coaches poll. ASU also defeated preseason favorite FIU last season and Middle Tennessee in 2010.

HERROLD NAMED SBC DEFENSIVE PLAYER OF THE WEEK: Senior linebacker **Nathan Herrold** was named the Sun Belt Conference Defensive Player of the Week following the Red Wolves' 36-29 victory over South Alabama. Herrold registered a career-high 17 tackles and posted his first career pass interception. Herrold's 17 stops in the contest were the most by a Sun Belt Conference player and tied for the 13th most tackles in a game nationally this season. His tackles output against South Alabama represented the most by an A-State player since 2005 when Tyrell Johnson racked up a SBC record 25 stops against North Texas. Herrold's recognition represented the second time this season an A-State defensive player has claimed a league weekly honor. Sophomore linebacker **Qushaun Lee** earned the league's weekly distinction the week prior (Oct. 8).

LEE NAMED SBC DEFENSIVE PLAYER OF THE WEEK: Sophomore linebacker Qushaun Lee was named the Sun Belt Conference Defensive Player of the Week on Oct. 8. Lee recorded a game-high 12 tackles, an interception and a pass break-up during Arkansas State's 34-20 victory at Florida International. Lee's 12 tackles were the second most of his career, just three

short of his 15 recorded against Nebraska earlier this season.

McKISSIC HONORED: Freshman WR **J.D. McKissic** was named College Sports Madness' Sun Belt Conference Offensive Player of the Week after his stellar performance against FIU. He recorded his first career 100-yard receiving game, picking up 124 yards and a TD on five receptions. McKissic's 124 receiving yards are the most by an ASU player this season.

FCS WINNING STREAK EXTENDED: Arkansas State extended its winning streak against FCS opponents to eight games with a 56-0 win over Alcorn State earlier this season. The Red Wolves have won those eight games by a combined 426-60 score. ASU improved to 19-4 against FCS opponents since moving to the FBS in 1992.

CFPA RECOGNIZES APLIN: The College Football Performance Awards recognized senior Ryan Aplin as an Honorable Mention National Quarterback of the Week following A-State's victory over Alcorn State. Aplin only played in the first half, leading ASU to 42-0 lead at the break with 198 yards passing, another 24 rushing and three touchdown passes. Aplin completed 12-of-13 pass attempts for a school-record .923 completion percentage. His three touchdown tosses gave him 50 for his career, making him ASU's all-time leader in the stat and one of just four players in Sun Belt history to record at least 50 touchdown passes. Aplin ended the game with 222 yards of total offense.

SULLIVENT HONORED: Senior punter **Neely Sullivent** was announced as a College Football Performance Awards national honorable mention punter of the week following the Nebraska game. Sullivent averaged 48 yards per punt against the Huskers, almost a full 10 yards more than his season average of 38.4 entering the game. He recorded his second punt of the season to travel over 50 yards and also posted his first punt inside the 20. Sullivent raised his season average to 41.8 yards per punt to rank him third in the Sun Belt Conference.

PRESEASON ALL-CONFERENCE: Senior quarterback **Ryan Aplin** was named Sun Belt Conference Preseason Offensive Player of the Year and one of four A-State players named to the all-conference team at the league's Media Day in New Orleans. Aplin, senior wideout **Josh Jarboe**, senior offensive lineman **Zack McKnight** and senior defensive back **Don Jones** were all named to the Preseason All-SBC Team.

RED WOLVES TABBED SECOND IN PRESEASON SBC POLL: The Red Wolves were picked second in the preseason coaches poll announced as part of the league's annual Media Day. Arkansas State received 85 points and two first place votes, just behind Florida International, which received five first place votes and 92 points to earn the nod as the preseason favorite in the league race. The Red Wolves won the Sun Belt Conference Championship a year ago after posting a perfect 8-0 record in league play during the 2011 season. Louisiana-Lafayette, Western Kentucky and Troy rounded out the top five in the poll, and FIU defensive lineman Tourek Williams was named the Preseason Defensive Player of the

Year.

HIGHLY TOUTED RECRUITING CLASS: With a *Parade* All-American, Under Armour All-American, NJCAA All-American, 23 players that earned either junior college all-conference or high school all-state recognition and 18 players rated at least three stars by one or more of the major recruiting sources, the 2012 ASU signing class could be considered one of the best in the history of the ASU football program. Arkansas State had the top-rated class in the Sun Belt Conference by *Rivals.com*, *Scout.com*, *ESPN.com* and *247Sports.com*.

RETURNING ALL-CONFERENCE PLAYERS: A-State returns five 2011 All-Sun Belt Conference players this season, including the league's Player of the Year in senior quarterback **Ryan Aplin**. Aplin was a first-team selection and was joined by second-team choices **Josh Jarboe** (Sr., WR) and **Nathan Herrold** (Sr., LB). Returning as honorable mention choices are senior wideout **Taylor Stockemer** and senior punter **Neely Sullivent**.

GODADDY.COM BOWL: Arkansas State accepted an official invitation to the GoDaddy.com Bowl last season following its victory over Middle Tennessee on Nov. 19, placing the Red Wolves in a bowl game for the first time since 2005 when they played Southern Miss in the New Orleans Bowl in Lafayette, La. ASU was bowl eligible for the first time since 2008, but for the fourth time over the last seven seasons. ASU reached bowl eligibility after just eight games, making last year the earliest ASU had ever been bowl eligible as an FBS member (since 1992).

SUN BELT CHAMPIONS: Arkansas State claimed its first ever outright Sun Belt Conference championship last season. Including 2011, Arkansas State has won eight conference championships all-time. ASU won the Southland Conference seven times (1986, 1985, 1978, 1975, 1970, 1969, 1968). ASU also won the 2005 Sun Belt Conference championship, but it was later vacated due to NCAA sanctions.

IN THE POLLS: Arkansas State received as many as 18 votes in the AP Top 25 Poll and 13 votes in the USA Today Top 25 Coaches Poll, while also ranking as high as No. 35 in the BCS and reaching No. 30 in the CBSSports.com 120 rankings during the season.

SENIOR BOWL WATCHLIST: ASU has two players on the inaugural Senior Bowl Watch list. Senior quarterback **Ryan Aplin** and senior wide out **Josh Jarboe** were added to the watch list on August 24.

APLIN ON NUMEROUS WATCH LISTS: An All-America and Heisman candidate, senior quarterback **Ryan Aplin** has garnered a significant amount of national attention this preseason as he is listed on the Walter Camp Player of the Year Watch List, Davey O'Brien Award Watch List, Johnny Unitas Award Watch List and the Manning Award Watch List. Video, action photos and biographical information for Aplin are all available on a Facebook Page, maintained by the ASU Sports Information Department, called "Ryan Aplin All-America and Heisman Campaign." Fans and media will be able to follow Aplin's 2012 season on the page, where updates will be posted throughout

fall camp and the upcoming season.

ATHLON'S PRESEASON HONORS: The Red Wolves had six players named to *Athlon's* preseason All-Sun Belt Conference Team, including senior quarterback **Ryan Aplin** (first team), senior wide receiver **Josh Jarboe** (first team), senior offensive lineman **Zack McKnight** (first team), senior linebacker **Nathan Herrold** (first team), junior defensive lineman **Ryan Carrethers** (second team) and senior safety **Don Jones** (second team).

PHIL STEELE'S PRESEASON HONORS: *Phil Steele's* preseason All-Sun Belt team featured 12 A-State players, including first team selections **Ryan Aplin** (Sr., QB) and **Josh Jarboe** (Sr., WR). ASU's 12 selections tied the fourth most in the league with Troy. Earning a spot on the second team were **Taylor Stockemer** (Sr., WR), **Zack McKnight** (Sr., OL), **Nathan Herrold** (Sr., LB), **Chaz Scales** (Sr., DB) and **Andrew Tryon** (So., DB), who made the team as a kick returner. The Red Wolves' third-team choices were **Frankie Jackson** (So., RB), **Ryan Carrethers** (Jr., DL) and **Brian Davis** (Jr., K), while **Ishmail Hayes** (Jr., DE) and **Qushaun Lee** (So., LB) were fourth-team selections.

COLLEGE SPORTS MADNESS PRESEASON HONORS: CollegeSportsMadness.com has announced its preseason All-Sun Belt Conference Team, which includes Offensive Player of the Year **Ryan Aplin** (Sr., QB). Along with Aplin, **Zack McKnight** (Sr., OL) was named a first team choice. Second team selections included **Josh Jarboe** (Sr., WR), **Brian Davis** (Jr., K) and **Nathan Herrold** (Sr., LB). A-State's third team picks included **Taylor Stockemer** (Sr., WR), **Andrew Tryon** (So., DB) as a kick returner and **Chaz Scales** (Sr., DB).

BLUE RIBBON PRESEASON HONORS: The Blue Ribbon Preseason All-Sun Belt Conference Team included Arkansas State players **Josh Jarboe** (Sr., WR), **Ryan Aplin** (Sr., QB) and **Nathan Herrold** (Sr., LB).



Gus Malzahn was named the Red Wolves' 28th head football coach Dec. 14, 2011, bringing him back to his home state after most recently enjoying highly successful stints as a top assistant coach at three NCAA FBS universities that garnered national acclaim.

A name highly recognized throughout Arkansas and the nation, Malzahn comes to Arkansas State after serving as the offensive coordinator and quarterbacks coach at Auburn for the past three seasons. A native of Fort Smith, Malzahn was named the winner of the 2010 Frank Broyles Award, given annually to the nation's top collegiate assistant coach.

His innovative offense made an immediate and profound impact during his tenure at Auburn, highlighted by a record-setting offense in 2010 when the Tigers finished 14-0 and claimed the school's first national championship since 1957. The Auburn offense set nine school records, including points in a season (577), points per game (41.2), total yards (6,989), total offense (499.2), rushing yards (3,987), rushing touchdowns (41) and passing touchdowns (31). Malzahn's record-setting offense in 2010 led the Southeastern Conference and finished in the top 10 nationally in six statistical categories.

He coached Heisman Trophy winner Cam Newton during the Tigers run to the 2011 BCS National Championship. Under Malzahn's direction, Newton later became the overall No. 1 pick in the 2011 NFL Draft after producing one of the best single-season quarterback performances in collegiate history. Newton threw for 2,908 yards and 30 touchdowns, while rushing for 1,586 yards and an additional 20 touchdowns as Auburn finished 14-0 and defeated Oregon 22-19 in the BCS title game.

Newton also won the school's first-ever Davey O'Brien Award and Manning Award, given to the nation's top quarterback. He also claimed the Maxwell Award presented annually to college football's top player, while also earning Associated Press National Player of the Year and SEC Offensive Player of the Year awards.

He helped lead the Tigers to a 7-5 record this season, which will include an appearance in the Chick-fil-A Bowl on Dec. 31. The Malzahn-led Auburn offense had four players named to the All-SEC Team, including sophomore running back Michael Dyer, junior tight end Philip Lutzenkirchen, senior offensive lineman Brandon Mosley and junior running back Onterio McCalebb.

Malzahn's arrival in 2009 and style of offense marked a drastic turnaround from the 2008 season when Auburn struggled offensively. In a two-year period, the Tigers improved from a tie for 110th to 7th in the nation in scoring offense (from 17.3 to 41.2) and from 104th to 7th in total offense. It also took Auburn just six games in 2009 to score more points than it did in all 12 games in 2008.

Before coaching at Auburn, Malzahn spent two seasons at Tulsa, coordinating a Golden Hurricane offense that finished first nationally in total offense in 2007 and 2008. Tulsa's offense in 2007 established nine team school records and 12 individual records. The Hurricane also set nine Conference USA team records, while Tulsa quarterback Paul Smith broke an

NCAA record by throwing for at least 300 yards in 14 consecutive games.

Prior to his time at Tulsa, he coached one season at Arkansas, where he served as offensive coordinator, coached Heisman Trophy runner-up Darren McFadden and helped the Razorbacks finish fourth nationally in rushing offense at 228.5 yards per game. In fact, two of Malzahn's first three collegiate offenses ranked in the top 10 nationally in rushing, including the 2008 Tulsa team and 2006 Arkansas squad.

In 14 seasons as a high school head coach, Malzahn led seven teams to the state championship game and won three titles. Malzahn coached two quarterbacks, Josh Floyd and Rhett Lashlee, who set national passing records. Malzahn also tutored 2005 Gatorade, Parade Magazine and Rivals.com National Player of the Year Mitch Mustain at Springdale High School.

Malzahn is married to the former Kristi Otwell and they are the parents of two daughters, Kylie (23) and Kenzie (20).

MALZAHN AT A GLANCE

COACHING EXPERIENCE

- 1992-95 – Head Coach, Hughes High School
- 1996-00 – Head Coach, Shiloh Christian High School
- 2001-05 – Head Coach, Springdale High School
- 2006 – Offensive Coordinator, University of Arkansas
- 2007-08 – Asst. Head Coach, Co-Offensive Coord., Tulsa
- 2009-11 – Offensive Coordinator, Auburn

BOWL EXPERIENCE

- Player – 1984 Liberty Bowl
- Player – 1985 Holiday Bowl
- Coach – 2007 Capital One Bowl
- Coach – 2008 GMAC Bowl
- Coach – 2010 Outback Bowl
- Coach – 2011 BCS National Championship Game

PERSONAL

- Hometown – Fort Smith, Arkansas
- Wife – Former Kristi Otwell
- Children – Daughters Kylie (22) & Kenzie (18)
- College – Henderson State, B.A. 1990
- Playing Experience – Arkansas (1984-85), Henderson State (1988-89)



2012 ARKANSAS STATE FOOTBALL NOTES: ALL-AMERICA AND HEISMAN CANDIDATE RYAN APLIN

2012: 21 school records to his credit, including 7 season, 6 single-game and 8 career marks that stand atop the most successful in ASU history . . . *USA Today* Preseason Sun Belt Conference Player of the Year . . . Senior CLASS Award finalist . . . Athlon's, Blue Ribbon College Yearbook, Phil Steele's Preseason First Team All-Sun Belt Conference . . . Johnny Unitas Golden Arm Award Watch List . . . Manning Award Watch List . . . Walter Camp Watch List . . . Became the Sun Belt Conference's all-time leader in total offense.

2011: Named the 2011-12 Sun Belt Conference Male Student-Athlete of the Year, making him the second ASU player to win the league's highest honor over the last three years (Alex Carrington, 2009-10) . . . Named the Sun Belt Conference Player of the Year (one of just two players in ASU history to earn the league's highest football award) . . . First Team All-Sun Belt Conference for the second consecutive season . . . Sun Belt Conference Player of the Week twice . . . Little Rock Touchdown Club Player of the Year for Arkansas State University . . . College Football Performance Awards (CFPA) National Quarterback of the Year Watch List . . . Broke his own single-season school records for total offense (4,176 yards), total offense per game (321.2 ypg), pass completions (304), passing yards (3,588) and passing yards per game (276.0) . . . Put up impressive numbers that are among the best in the nation, ranking No. 10 in the country in total offense, No. 14 in passing yards, No. 20 in completions per game (23.38) and No. 33 in points responsible for (13.85 ppg) . . . Rushed for a career-best 588 yards that led the team and gives him 1,318 for his career . . . Recorded a team-high 10 rushing touchdowns . . . Ranked No. 1 in the Sun Belt Conference in total offense and total passing yards, No. 2 in pass efficiency, No. 4 in scoring (TDs), No. 7 in scoring and No. 9 in rushing yards . . . Became one of just two players in the history of the Sun Belt Conference to record over 3,000 yards total offense in two different seasons (2011 and 2010) . . . Ranked No. 2 in Sun Belt Conference history in single-season total offense, No. 4 in touchdowns responsible for (29) and No. 5 in passing yards . . . Preseason First Team All-Sun Belt Conference selection by Sporting News, Lindy's and Athlon Sports . . . Third Team All-SBC by Phil Steele's . . . Sporting News "best running quarterback" in the SBC . . . Lindy's "best scrambler" and "coolest in the clutch" in the SBC . . . ASU Athletic Director's Honor Roll.


2010: First Team All-Sun Belt Conference . . . CollegeFootballNews.com Sophomore All-America Team . . . Little Rock Touchdown Club's Arkansas State Player of the Year . . . Three-time Sun Belt Conference Offensive Player of the Week . . . Rivals.com Sun Belt Conference Player of the Week . . . Broke the single-season school records for total offense (3,416 yards), total offensive plays (548), pass completions (252), pass yards (2,939), passing touchdowns (21) and pass attempts (410) . . . 61.5 completion percentage was the second highest in school history . . . 2010 numbers placed him tied for second in Sun Belt Conference history in touchdowns responsible for (32), third in total plays, fourth in total offense, sixth in passing yards and passing touchdowns and seventh in completions for a single season . . . Nationally, ranked tied for 15th in points responsible for, 19th in total offense, 27th in passing yards per game and 51st in passing efficiency . . . led the Sun Belt Conference in total offense and touchdowns responsible for and ranked second in passing touchdowns, passing yards and completions and third in pass efficiency . . . Responsible for 70 percent of ASU's total offense that broke the school record and ranked second in the Sun Belt Conference . . . Threw at least one touchdown pass in every game and had at least one rushing touchdown in eight games . . . Recorded a school-record 438 passing yards against Louisiana-Lafayette, which was the most by a Sun Belt Conference player in 2010 and the 17th most in the nation . . . Broke the school record for completions (33) and total offense (442) in a game . . . Passed for at least 200 yards in nine games and recorded at least 200 yards of total offense in 11 outings . . . Connected with Taylor Stockemer for a 65-yard touchdown pass against Louisiana-Lafayette that was his longest completion of the year . . . Posted a long run of 40 yards against Troy . . . Preseason First Team All-Sun Belt Conference selection by *Sporting News*, *Lindy's* and *Athlon Sports* . . . Third Team All-SBC by *Phil Steele's* . . . *Sporting News* "best running quarterback" in the SBC . . . *Lindy's* "best scrambler" and "coolest in the clutch" in the SBC . . . Named to College Football Performance Awards national Quarterback of the Year Watch List . . . ASU Athletic Director's Honor Roll and Sun Belt Conference Commissioner's List member.

2009: Played in nine games, including three as a starter as a red-shirt freshman . . . Started three of last four games of the season . . . Completed 77 of 118 attempts for 889 yards with three touchdowns . . . Rushed 64 times for 253 yards and four touchdowns . . . Finished season with second most rushing yards and rushing touchdowns on the team . . . Posted a long completion of 64 yards and a long rush of 47 yards . . . Posted 362 yards of offense in the Red Wolves victory over North Texas, the most ever by an ASU freshman and the fifth most by any player in school history . . . Aplin posted his only 100-yard rushing game against the Mean Green, piling up 122 yards, and also threw for a career-high 240 yards . . . Threw for at least 146 yards in final five games of the season.

2008: Redshirted and participated on the scout team.

HIGH SCHOOL: Two-year varsity letterman . . . Recorded 1,300 passing yards and 350 rushing yards in seven games played . . . Posted 2,300 passing yards and 17 touchdowns, while also rushing for 650 yards and 15 touchdowns as a senior . . . Named Shrine Bowl MVP . . . 2006 and 2007 First Team All-County and Second Team All-District . . . Also was lettered in baseball and was an all-conference selection . . . Also recruited by Middle Tennessee.


PERSONAL: Born May 8, 1990 . . . Son of Lorice Aplin



ARKANSAS STATE UNIVERSITY




ALL-AMERICA & HEISMAN CANDIDATE

QUARTERBACK RYAN APLIN



CAREER ACCOLADES

- 2011 SUN BELT CONFERENCE PLAYER OF THE YEAR
- 2011-12 SUN BELT CONFERENCE STUDENT-ATHLETE OF THE YEAR
- 2012 PRESEASON SUN BELT CONFERENCE OFFENSIVE PLAYER OF THE YEAR
- 2012 WALTER CAMP FOOTBALL FOUNDATION PLAYER OF THE YEAR WATCH LIST
- 2012 DAVEY O'BRIEN WATCH LIST
- 2012 MANNING AWARD WATCH LIST
- 2012 JOHNNY UNITAS GOLDEN ARM WATCH LIST
- 2012 USA TODAY PRESEASON SUN BELT CONFERENCE PLAYER OF THE YEAR
- TWO-TIME FIRST TEAM ALL-SUN BELT CONFERENCE
- HOLDS 16 SCHOOL RECORDS
- NO. 4 IN THE NATION IN CAREER TOTAL OFFENSE AMONG CURRENT PLAYERS
- NO. 5 IN THE NATION IN CAREER PASSING YARDS AMONG CURRENT PLAYERS
- ATHLON'S, BLUE RIBBON COLLEGE YEARBOOK AND PHIL STEELE'S FIRST TEAM PRESEASON ALL-CONFERENCE



RYAN APLIN, #16
QB • 6-1, 205 • SR. (RS) • 3L
TAMPA, FLA. (FLEMING ISLAND)

APLIN'S CAREER PASSING STATISTICS

Yr.	COMP	ATT	YDS	TD	INT	LG
2009	77	118	889	3	6	64
2010	252	410	2939	21	11	65
2011	304	476	3588	19	16	71
2012	157	242	1860	12	2	74
Totals	790	1251	9276	55	35	74

APLIN'S CAREER RUSHING STATISTICS

Yr.	ATT	YDS	AVG.	TD	LG
2009	64	253	4.0	4	47
2010	138	477	3.5	11	40
2011	161	588	3.7	10	33
2012	66	248	3.8	3	38
Totals	429	1566	3.7	28	47

2012 ARKANSAS STATE FOOTBALL NOTES: NUMERICAL ROSTER

No.	Name	Pos.	Ht.	Wt.	Cl.	Exp	Hometown (previous school)
1	Carlos McCants	WR	5-11	185	Jr.-R	2L	Mobile, Ala. (LeFlore)
2	Taylor Stockemer	WR	6-4	210	Sr.-R	3L	Van Buren, Ark. (Van Buren)
2	Terrious Triplett	DB	6-1	185	Fr.-R	RS	Memphis, Tenn. (Ridgeway)
3	Josh Jarboe	WR	6-3	215	Sr.	1L	Decatur, Ga. (Northeast Mississippi CC)
3	Tyler Lindsey	LB	5-11	205	Fr.	HS	Hot Springs, Ark. (Lake Hamilton)
4	Brian Davis	K	5-11	160	Jr.	2L	Brentwood, Tenn. (Brentwood)
4	R.J. Fleming	WR	5-10	170	Jr.	2L	Natchez, Miss. (Trinity Episcopal Day School)
5	Don Jones	DB	6-1	208	Sr.	2L	Town Creek, Ala. (Miss. Gulf Coast CC)
6	Frankie Jackson	RB	5-9	185	So.-R	1L	Baton Rouge, La. (Capitol)
7	Julian Jones	WR	6-0	190	Jr.-R	2L	Germantown, Tenn. (Germantown)
8	Stephen Hogan	QB	6-4	205	Fr.-R	RS	Greenwood, Ark. (Greenwood)
8	Tausean Holmes	DB	5-10	190	Sr.	3L	Millington, Tenn. (Millington)
9	Rod Smith	RB	5-10	180	So.-R	1L	Dumas, Ark. (Dumas)
10	Artez Brown	DB	6-0	170	So.	1L	Newport, Ark. (Newport)
10	Zach Davis	QB	6-2	195	Fr.-R	RS	Harrisburg, Ark. (Harrisburg)
11	Phillip Butterfield	QB	6-2	215	Jr.-R	1L	Lake Hamilton, Ark. (Lake Hamilton)
11	Sterling Young	DB	6-2	182	So.-R	1L	Hoover, Ala. (Hoover)
12	Kyle Coleman	DB	6-1	215	So.	1L	Pine Bluff, Ark. (Watson Chapel)
13	Fredi Knighten	QB	5-10	160	Fr.	HS	Little Rock, Ark. (Pulaski Academy)
14	Dezmond Stegall	QB	6-1	208	Fr.	HS	Searcy, Ark. (Searcy)
15	Neely Sullivent	P	6-0	190	Sr.-R	2L	Bauxite, Ark. (Bauxite)
16	Ryan Aplin	QB	6-1	205	Sr.-R	3L	Tampa, Fla. (Fleming Island)
16	TeDarius Turner	DB	5-8	175	Fr.-R	RS	Memphis, Tenn. (Cordova)
18	Andre Smith	H-BACK	6-1	215	Sr.-R	3L	Killeen, Texas (Shoemaker)
19	Darion Griswold	TE	6-5	240	Fr.-R	RS	Dumas, Ark. (Dumas)
20	Cole Lorigan	DB	5-10	170	Sr.-R	3L	Hot Springs, Ark. (Hot Springs)
21	Sirgregory Thornton	RB	5-11	190	Jr.	2L	Memphis, Tenn. (Germantown)
22	Anthony Kincy	H-BACK	6-0	232	Sr.	1L	St. Petersburg, Fla. (Butte (CA) College)
23	J.D. McKissic	WR	5-10	185	Fr.-R	RS	Phenix City, Ala. (Central)
24	Andrew Tryon	DB	5-10	185	So.-R	1L	Little Rock, Ark. (Russellville)
25	David Oku	RB	5-10	195	Jr.	TR	Midwest City, Okla. (Tennessee)
25	Chaz Scales	DB	5-9	170	Sr.	3L	Franklin, Tenn. (Centennial)
26	DeKeathan Williams	ATH	6-1	200	Fr.	HS	West Helena, Ark. (Central)
27	Tres Houston	WR	6-2	183	So.	TR	College Park, Ga. (Northeast Mississippi CC)
28	Charleston Girley	DB	6-1	190	Fr.-R	RS	Pine Bluff, Ark. (Dollarway)
29	Chris Humes	DB	5-11	190	Fr.	HS	Hoover, Ala. (Spain Park)
30	Kelsey Collins	WR	5-8	170	So.-R	1L	Pine Bluff, Ark. (Pine Bluff)
31	Grant Gill	LB	6-1	210	So.-R	SQ	McGehee, Ark. (McGehee)
32	Ryan Jacobs	DB	6-1	185	So.-R	SQ	Evans, Ga. (Greenbrier)
33	Jonathan Victorian	DB	6-0	185	Sr.	2L	St. Louis, Mo. (Pattonville)
34	Booker Mayes	DB	5-11	162	Fr.	HS	Pine Bluff, Ark. (Dollarway)
35	Michael Gordon	RB	5-9	190	Fr.	HS	Camden, Miss. (Velma Jackson)
36	Tre' Fletcher	DB	5-8	183	Fr.	HS	Powder Springs, Ga. (McEachern)
37	Eddie Porter	LB/DE	6-3	235	Jr.	TR	Woodlands, Texas (Blinn (TX) College)
38	Rocky Hayes	RB	5-11	177	Fr.	HS	Heflin, Ala. (Clebume County)
39	Todd Mays	DB	5-11	200	Fr.	HS	Olive Branch, Miss. (Olive Branch)
40	Nathan Herrold	LB	6-3	235	Sr.-R	3L	Ozark, Mo. (Ozark)
41	LaAngelo Albright	LB	5-11	205	Jr.-R	2L	Prattville, Ala. (Prattville)
42	Chris Stone	DE	6-3	245	Fr.-R	RS	Daleville, Ala. (Daleville)
43	Kendrick Daniels	RB	5-7	155	Fr.	HS	Sulphur Springs, Texas (Sulphur Springs)
44	Brock Barnhill	DB	6-0	176	So.-R	SQ	Mountain Home, Ark. (Mountain Home)
44	Cody Prater	TE	6-0	215	Sr.-R	3L	Jonesboro, Ark. (Valley View)
45	Tyler Morris	DS	5-11	185	Fr.	HS	Adairsville, Ga. (Cartersville)
46	Christian Fluellen	RB	5-11	235	Fr.	HS	Duncanville, Texas (Duncanville)
47	Jason Card	LB	6-0	212	So.	HS	Memphis, Tenn. (Ridgeway)
48	Qushaun Lee	LB	5-11	225	So.-R	1L	Prattville, Ala. (Prattville)
50	Darius Buckley	LB	5-10	223	So.-R	RS	Memphis, Tenn. (Lambuth)
51	Cade Oliver	DS	6-3	220	Jr.-R	RS	Mansfield, Texas (Kilgore (TX) JC)

2012 ARKANSAS STATE FOOTBALL NOTES: NUMERICAL ROSTER

No.	Name	Pos.	Ht.	Wt.	Cl.	Exp	Hometown (previous school)
52	Quanterio Heath	LB	6-2	200	Fr.	HS	Rison, Ark. (Rison)
53	Nick Nelms	LB	5-11	225	Sr.	3L	Germantown, Tenn. (Houston)
54	Shervarius Jackson	DE	6-2	230	Sr.	1L	Fort Valley, Ga. (Fresno City (CA) College)
58	Tyler Greve	OL	6-3	290	So.-R	1L	Jonesboro, Ark. (Jonesboro)
59	Jake Campbell	OL	6-6	320	Jr.-R	2L	Belleville, Ill. (Belleville East)
60	Steven Haunga	OL	6-2	313	Jr.-R	RS	Richmond, Calif. (College of the Canyons (CA))
61	Colton Jackson	OL	6-5	240	Fr.	HS	Ozark, Ark. (Ozark)
63	Cliff Mitchell	OL	6-5	305	Jr.-R	2L	Jasper, Texas (Jasper)
64	Lamarcus Cole	DL	6-2	220	Fr.	HS	Little Rock, Ark. (Hall)
67	Aaron Williams	OL	6-5	324	Jr.-R	RS	Moss Point, Miss. (Ariz. Western College)
68	Bryce Giddens	OL	6-0	265	Fr.	HS	Moultrie, Ga. (Colquitt County)
69	Alan Wright	OL	6-4	295	So.-R	1L	Cave City, Ark. (Cave City)
70	Devin Mondie	OL	6-6	300	Fr.	HS	Olive Branch, Miss. (Olive Branch)
71	Steven Stevens	OL	6-4	265	Fr.-R	RS	Bay Minette, Ala. (Baldwin County)
72	Kevin Galindo	OL	6-5	285	Sr.	1L	Concord, Calif. (Laney (CA) College)
73	Travis Bodenstein	OL	6-5	310	So.	TR	Springdale, Ark. (Kansas)*
74	Zack McKnight	OL	6-4	300	Sr.-R	1L	Salyer, Calif. (Mendocina Junior College)
75	Michael Flint	OL	6-3	297	Fr.	HS	Oxford, Ala. (Oxford)
76	Austin Moreton	DL	6-3	295	Fr.	HS	Fort Smith, Ark. (Southside)
77	Dexter Blackmon	DL	6-4	283	Jr.	TR	Selma, Ala. (Coffeyville (Kan.) CC)
78	Quintaz Struble	DL	6-2	235	Fr.	HS	Oklahoma City, Okla. (Heritage Hall)
79	Jemar Clark	OL	6-6	305	Fr.	HS	McCrory, Ark. (McCrory)
80	William Boyd	WR	6-1	195	So.-R	SQ	Cave City, Ark. (Cave City)
81	Ryan Wilbourn	K/P	5-10	157	Sr.-R	2L	Searcy, Ark. (Searcy)
82	Warren Leapheart	WR	6-4	205	Fr.	HS	Morrilton, Ark. (Morrilton)
84	Derek Keaton	WR	5-11	170	Fr.	HS	Camden, Ark. (Camden Fairview)
85	Kedric Murry	TE	6-3	265	Sr.-R	3L	Pleasant Grove, Ala. (Pleasant Grove)
86	Kendall Bruce	WR	5-10	190	Fr.	HS	Little Rock, Ark. (Pulaski Academy)
87	Kenneth Rains	TE	6-4	250	So.-R	1L	Hot Springs, Ark. (Lake Hamilton)
88	Max Coffin	P	5-11	180	Fr.	HS	Fayetteville, Ark. (Fayetteville)
89	Taylor Mason	WR	6-0	166	Fr.-R	RS	Jonesboro, Ark. (Valley View)
90	Ronnell Wright	DL	6-3	285	Sr.	1L	Savannah, Ga. (Butte (CA) College)
91	Timothy Starson	DE	6-5	255	Sr.-R	3L	Fort Smith, Ark. (Northside)
92	Darrius Rosser	DL	6-4	260	Fr.	HS	Marion, Ark. (Marion)
93	Darius Dunaway	DL	6-5	260	Jr.-R	2L	Monroe, La. (Carroll)
94	Markel Owens	DL	6-2	280	So.-R	1L	Jackson, Tenn. (Liberty Tech)
95	Hunter Shantz	DL	6-3	210	Fr.	HS	Cape Girardeau, Mo. (Cape Central)
96	John Gandy	DE	6-0	245	Jr.	TR	Houston, Texas (Blinn (Texas) College)
97	Amos Draper	DL	6-3	270	Jr.-R	2L	Tanner, Ala. (Tanner)
98	Ryan Carrethers	DL	6-2	310	Jr.-R	2L	Nashville, Tenn. (Brentwood Academy)
99	Luke Ferguson	K	6-0	195	Fr.	HS	Jonesbor, Ark. (Jonesboro)

*Due to NCAA transferring rules, will not be eligible to compete in a game until the 2013 season

PRONUNCIATION GUIDE

Taylor Stockemer.....stock-IH-mer
 Josh Jarboe.....jar-BOW
 Tausean HolmesTUH-shawn
 Devin Mondie.....MAHN-Dee
 Allen Muse.....MUCE
 Qushaun Lee.....QUH-shawn
 Steven HaungaHONG-uh
 Markel OwensMAHR-Kell
 David OkuOh-KOO
 Quintaz StrubleSTREW-Bull

OFFENSE**LEFT TACKLE**

- 67 Aaron Williams (6-5, 298, Jr.)
 72 Kevin Galdino (6-5, 263, Sr.)

LEFT GUARD

- 60 Steven Haunga (6-1, 315, Jr.)
 58 Tyler Greve (6-3, 277, So.)

CENTER

- 68 Bryce Giddens (6-0, 285, Fr.)
 58 Tyler Greve (6-3, 277, So.)

RIGHT GUARD

- 63 Cliff Mitchell (6-5, 277, Jr.-R)
 69 Alan Wright (6-4, 295, So.-R)

RIGHT TACKLE

- 74 Zack McKnight (6-4, 300, Sr.)
 71 Steven Stevens (6-4, 268, Fr.-R)

QUARTERBACK

- 16 Ryan Aplin (6-1, 199, Sr.)
 or 11 Phillip Butterfield (6-2, 211, Jr.)
 13 Fredi Knighten (5-10, 192, Fr.)

RUNNING BACK

- 25 David Oku (5-10, 199, Jr.)
 6 Frankie Jackson (5-9, 197, So.-R)

WIDE RECEIVER

- 3 Josh Jarboe (6-3, 198, Sr.)
 84 Derek Keaton (5-11, 169, Fr.)

WIDE RECEIVER

- 2 Taylor Stockemer (6-4, 211, Sr.)
 23 J.D. McKissic (5-10, 184, Fr.-R)

WIDE RECEIVER

- 7 Julian Jones (6-0, 190, Jr.-R)
 1 Carlos McCants (5-11, 194, Jr.)

TIGHT END/H-BACK

- 22 Anthony Kincy (6-0, 232, Sr.)
 or 18 Andre Smith (6-1, 215, Sr.)
 19 Darrion Griswold (6-5, 240, Fr.-R)

DEFENSE**DEFENSIVE END**

- 91 Tim Starson (6-5, 255, Sr.)
 93 Darius Dunaway (6-5, 274, Jr.)

DEFENSIVE TACKLE

- 90 Ronnell Wright (6-3, 285, Sr.)
 97 Amos Draper (6-3, 270, Jr.)

DEFENSIVE TACKLE

- 98 Ryan Carrethers (6-2, 310, Jr.-R)
 77 Dexter Blackmon (6-4, 273, Jr.)

DEFENSIVE END

- 37 Eddie Porter (6-3, 235, Jr.)
 42 Chris Stone (6-3, 251, Fr.-R)

WOLF LINEBACKER

- 48 Qushaun Lee (5-11, 232, Jr.-R)
 53 Nick Nelms (5-11, 225, Sr.)

MIKE LINEBACKER

- 40 Nathan Herrold (6-3, 235, Sr.)
 41 LaAngelo Albright (5-11, 205, Jr.-R)

STING LINEBACKER

- 5 Don Jones (6-1, 195, Sr.)
 12 Kyle Coleman (6-1, 210, So.)

CORNERBACK

- 25 Chaz Scales (5-9, 167, Sr.)
 33 Jonathan Victorian (6-0, 185, Sr.)

FREE SAFETY

- 11 Sterling Young (6-2, 182, So.-R)
 8 Tausean Holmes (5-10, 190, Sr.)

STRONG SAFETY

- 29 Chris Humes (5-11, 190, Fr.)
 20 Cole Lorigan (5-11, 168, Sr.)

CORNERBACK

- 10 Artez Brown (6-0, 174, So.)
 24 Andrew Tryon (5-10, 185, So.-R)

SPECIALISTS**PLACE KICKER**

- 4 Brian Davis (5-11, 182, Jr.)
 99 Luke Ferguson (6-0, 193, Fr.)

KICKOFFS

- 99 Luke Ferguson (6-0, 193, Fr.)
 81 Ryan Wilbourn (5-10, 157, Sr.)

PUNTER

- 15 Neely Sullivent (6-0, 195, Sr.)
 81 Ryan Wilbourn (5-10, 157, Sr.)

KICK RETURN

- 25 David Oku (5-10, 199, Jr.)
 38 Rocky Hayes (5-11, 177, Fr.)

PUNT RETURN

- 38 Rocky Hayes (5-11, 177, Fr.)
 23 J.D. McKissic (5-10, 184, Fr.-R)

HOLDER

- 15 Neely Sullivent (6-0, 195, Sr.)
 81 Ryan Wilbourn (5-10, 157, Sr.)

LONGSNAPPER

- 51 Cade Oliver (6-3, 209, Jr.)
 10 Zach Davis (6-2, 179, Fr.-R)

2012 ARKANSAS STATE FOOTBALL NOTES: INDIVIDUAL CAREER HIGHS (OFFENSE)

#1 CARLOS McCANTS, WR, JR.

Receptions5 vs. Northern Illinois (1-8-12)
 Receiving Yards50 vs. Louisiana-Monroe (9-18-10)
 Longest Reception54 vs. Alcorn State (9-22-12)
 Receiving Touchdowns1 at Oregon (9-1-12)

#2 TAYLOR STOCKEMER, WR, SR.

Receptions11 vs. Northern Illinois (1-8-12)
 Receiving Yards185 vs. Northern Illinois (1-8-12)
 Longest Reception65 at Louisiana-Lafayette (9-11-10)
 Receiving Touchdowns2, twice (last vs. Louisiana-Lafayette, 11-12-11)

#3 JOSH JARBOE, WR, JR.

Receptions13 at Oregon (9-1-12)
 Receiving Yards162 vs. Memphis (9-10-11)
 Longest Reception71 vs. Memphis (9-10-11)
 Receiving Touchdowns2 vs. Memphis (9-10-11)
 Rushes4 at Oregon (9-1-12)
 Rushing Yards13 at Oregon (9-1-12)
 Longest Rush7 at Oregon (9-1-12)

#4 BRIAN DAVIS, K, JR.

Extra Point Attempts8 vs. Alcorn State (9-22-12)
 Extra Points Made8 vs. Alcorn State (9-22-12)
 Field Goals Attempted6 vs. UCA (9-24-11)
 Field Goals Made6 vs. UCA (9-24-11)
 Longest Field Goal47, twice (last at Louisiana-Lafayette, 10-23-12)
 Points Scored23 vs. UCA (9-24-11)

#4 R.J. FLEMING, WR, JR.

Receptions8 at WKU (10-1-11)
 Receiving Yards55 vs. Western Kentucky (11-13-10)
 Longest Reception23 at Louisiana-Lafayette (10-23-12)
 Rushes3 vs. Louisville (10-2-10)
 Rushing Yards24 vs. Louisville (10-2-10)
 Longest Rush17 vs. Louisville (10-2-10)
 Kickoff Returns3 at ULM (10-8-11)
 Longest Kickoff Return81 at Navy (11-20-10)

#6 FRANKIE JACKSON, RB, SO.

Rushes17 at Louisiana-Lafayette (10-23-12)
 Rushing Yards101 vs. Memphis (9-10-11)
 Longest Rush48 vs. Memphis (9-10-11)
 Rushing Touchdowns2, twice (last at Louisiana-Lafayette, 10-23-12)
 Receptions2, five times times (last vs. Memphis, 9-8-12)
 Receiving Yards44 vs. FIU (10-18-11)
 Long Reception40 at ULM (10-8-11)
 Kickoff Returns3 vs. South Alabama (10-13-12)
 Kickoff Return Yards67 vs. South Alabama (10-13-12)
 Longest Kickoff Return27, twice (last vs. South Alabama, 10-13-12)

#7, JULIAN JONES, JR., WR

Receptions2, twice (last vs. Memphis, 9-8-12)
 Receiving Yards80 at Oregon (9-1-12)
 Longest Receptions72 at Oregon (9-1-12)
 Receiving Touchdowns1, three times (last at Louisiana-Lafayette, 10-23-12)

#9 ROD SMITH, RB, SO.

Rushes13 vs. Alcorn State (9-22-12)
 Rushing Yards104 vs. Alcorn State (9-22-12)
 Rushing Touchdowns1 vs. Alcorn State (9-22-12)
 Longest Rush15 vs. UCA (9-24-11)
 Receptions2 at ULM (10-8-11)
 Long Reception2 at ULM (10-8-11)

#13 FREDI KNIGHTEN, QB, FR.

Pass Attempts2, twice (last vs. Alcorn State, 9-22-12)
 Completions2 vs. Alcorn State (9-22-12)
 Passing Yards40 vs. Alcorn State (9-22-12)
 Longest Pass33 vs. Alcorn State (9-22-12)
 Passing Touchdowns1 vs. Western Kentucky (9-29-12)
 Rushes4 vs. Memphis (9-8-12)
 Rushing Yards37 vs. Alcorn State (9-22-12)
 Longest Rush35 vs. Alcorn State (9-22-12)

#15 NEELY SULLIVENT, P, SR.

Punts6, five times (last at Florida International, 10-4-12)
 Punting Yards273 vs. Florida Atlantic (10-23-10)
 Average per Punt57.0 at Illinois (9-3-11)
 Longest Punt67 at Illinois (9-3-11)
 Inside 203, three times (last at Indiana, 10-16-10)

#16 RYAN APLIN, QB, SR.

Pass Attempts58 vs. Northern Illinois (1-8-12)
 Completions37 at WKU (10-1-11)
 Passing Yards438 at Louisiana-Lafayette (9-11-10)
 Long Pass74 at Florida International (10-4-12)
 Passing Touchdowns3, seven times (last vs. South Alabama, 10-13-12)
 Rushing Yards164 vs. FIU (10-18-11)

Rushing Touchdowns4 at Florida Atlantic (11-5-11)
 Total Offense442 at Louisiana-Lafayette (9-11-10)
 TD's Responsible For5, twice (last at Florida Atlantic, 11-5-11)

#18 ANDRE SMITH, H-BACK, SR.

Pass Attempts12 vs. Memphis (9-10-11)
 Completions10 vs. Memphis (9-10-11)
 Passing Yards101 vs. Memphis (9-10-11)
 Long Pass30 vs. Memphis (9-10-11)
 Passing Touchdowns1 vs. Memphis (9-10-11)
 Receptions2 at Auburn (9-4-10)
 Receiving Yards19 at Auburn (9-4-10)
 Longest Reception14 at Auburn (9-4-10)
 Rushes11 vs. UCA (9-24-11)
 Rushing Yards60 vs. UCA (9-24-11)
 Longest Rush21 vs. UCA (9-24-11)

#19 DARION GRISWOLD, TE, FR.

Receptions3 at Florida International (10-4-12)
 Receiving Yards51 at Florida International (10-4-12)
 Longest Reception29 at Florida International (10-4-12)

#21 SIRGREGORY THORNTON, RB, JR.

Rushes9 vs. Louisville (10-2-10)
 Rushing Yards78 vs. Louisville (10-2-10)
 Longest Rush40 vs. Memphis (9-10-11)
 Rushing Touchdowns1, twice (last vs. Alcorn State, 9-22-12)
 Receptions4 at Indiana (10-16-10)
 Receiving Yards54 at Indiana (10-16-10)
 Longest Reception22 at Indiana (10-16-10)
 Receiving Touchdowns1 at Indiana (10-16-10)

#22 ANTHONY KINCY, H-BACK, SR.

Receptions2, four times (last at Florida International, 10-4-12)
 Receiving Yards26 at Florida International (10-4-12)
 Longest Reception25 at Florida International (10-4-12)
 Receiving Touchdowns1, twice (last vs. Western Kentucky, 9-29-12)

#23 J.D. McKISSIC, WR, FR.

Receptions8, three times (last vs. Western Kentucky, 9-29-12)
 Receiving Yards124 at Florida International (10-4-12)
 Longest Reception74 at Florida International (10-4-12)
 Receiving Touchdowns1, three times (last vs. South Alabama, 10-13-12)

#25 DAVID OKU, RB, JR.

Rushes25 vs. Memphis (9-8-12)
 Rushing Yards111 vs. Memphis (9-8-12)
 Longest Rush32 vs. South Alabama (10-13-12)
 Rushing Touchdowns3 at Florida International (10-4-12)
 Receptions3, three times (last at Louisiana-Lafayette, 10-23-12)
 Receiving Yards27 vs. Western Kentucky (9-29-12)
 Longest Reception15 vs. Western Kentucky (9-29-12)
 Kickoff Returns4 at Oregon (9-1-12)
 Kickoff Return Yards71 at Oregon (9-1-12)
 Longest Kickoff Return22 at Oregon (9-1-12)

#35 MICHAEL GORDON, RB, FR.

Rushes6 vs. Alcorn State (9-22-12)
 Rushing Yards34 vs. Alcorn State (9-22-12)
 Longest Rush15 vs. Alcorn State (9-22-12)
 Receptions1 vs. Alcorn State (9-22-12)
 Receiving Yards7 vs. Alcorn State (9-22-12)

#38 ROCKY HAYES, RB, FR.

Rushes6, twice (last vs. Alcorn State, 9-22-12)
 Rushing Yards86 at Louisiana-Lafayette (10-23-12)
 Longest Rush73 at Florida International (10-4-12)
 Receptions1, twice (last at Louisiana-Lafayette, 10-23-12)
 Receiving Yards7 at Louisiana-Lafayette (10-23-12)
 Longest Reception7 at Louisiana-Lafayette (10-23-12)
 Kickoff Returns4 vs. Western Kentucky (9-29-12)
 Kickoff Return Yards45 at Florida International (10-4-12)
 Long Kickoff Return31 vs. Alcorn State (9-22-12)
 Punt Returns2 at Louisiana-Lafayette (10-23-12)
 Punt Return Yards22 at Nebraska (9-15-12)
 Longest Punt Return22 at Nebraska (9-15-12)

#84 DEREK KEATON, WR, FR.

Receptions1 vs. Alcorn State (9-22-12)
 Receiving Yards33 vs. Alcorn State (9-22-12)
 Longest Reception33 vs. Alcorn State (9-22-12)

#85 KEDRIC MURRY, TE, SR.

Receptions4 at Florida Atlantic (11-14-09)
 Receiving Yards44 at Florida Atlantic (11-14-09)
 Longest Reception43 at Nebraska (9-12-09)
 Touchdown Receptions1, twice (last vs. Alcorn State, 9-22-12)

2012 ARKANSAS STATE FOOTBALL NOTES: INDIVIDUAL CAREER HIGHS (DEFENSE)

#5 DON JONES, DB, SR.

Tackles12 vs. Western Kentucky (9-29-12)
Tackles for Loss1.5 vs. South Alabama (10-13-12)
Sacks1 at Illinois (9-3-11)
Interceptions1, twice (last vs. Alcorn State, 9-22-12)
Pass Break-up2 at ULM (10-8-11)
Kickoff Returns1 at Illinois (9-3-11)
Kickoff Return Yards17 at Illinois (9-3-11)

#8 TAUSEAN HOLMES, DB, SR.

Tackles8 vs. Louisiana-Monroe (9-18-10)
Tackles For Loss3 at Middle Tennessee (11-19-11)
Forced Fumbles1, three times (last vs. Troy, 12-3-11)
Interceptions1, twice (last at Louisiana-Lafayette, 10-23-12)
Pass Break-up2 at Middle Tennessee (11-19-11)
Kickoff Returns1 at Auburn (9-4-10)
Kickoff Return Yards13 at Auburn (9-4-10)

#10 ARTEZ BROWN, DB, SO.

Tackles5 at Louisiana-Lafayette (10-23-12)
Tackles for Loss2 at Louisiana-Lafayette (10-23-12)
Sacks1 at Louisiana-Lafayette (10-23-12)
Pass break-up1 vs. South Alabama (10-13-12)
Kickoff Returns2 at Illinois (9-3-11)
Kickoff Return Yards27 at Illinois (9-3-11)
Long Kickoff Return17 at Illinois (9-3-11)

#11 STERLING YOUNG, S, SO.

Tackles9 at Florida Atlantic (11-5-11)
Tackles For Loss1.5 vs. FIU (10-18-11)
Sacks1 vs. FIU (10-18-11)
Interceptions1, twice (last at FIU, 10-4-12)
Pass Break-up1, three times (last at Oregon, 9-1-12)
Fumbles Recovered1, twice (last at Florida Atlantic, 11-5-11)

#12 KYLE COLEMAN, DB, SO.

Tackles7 vs. Alcorn State (9-22-12)
Tackles for Loss2 vs. Alcorn State (9-22-12)

#20 COLE LORIGAN, DB, SR.

Tackles8, twice (last vs. South Alabama, 10-13-12)
Fumbles Recovered1 vs. Troy (12-3-11)
Pass Break-up1 at Oregon (9-1-12)

#24 ANDREW TRYON, DB, SO.

Tackles6 at Oregon (9-1-12)
Pass break-up1 vs. South Alabama (10-13-12)
Kickoff Returns4 vs. Northern Illinois (1-8-12)
Kickoff Return Yards114 vs. Northern Illinois (1-8-12)
Longest Kickoff Return60 at Florida Atlantic (11-5-12)

#25 CHAZ SCALES, CB, SR.

Tackles10 at ULM (10-8-11)
Tackles For Loss1, twice (last at Florida Atlantic, 11-5-11)
Sacks0.5 at Virginia Tech (9-17-11)
Interceptions1, three times (last at Louisiana-Lafayette, 10-23-12)
Fumbles Recovered1 at Troy (9-25-10)
Pass Break-up4 vs. Troy (12-3-11)

#29, CHRIS HUMES, DB, FR.

Tackles7 vs. Alcorn State (9-22-12)

#33, JONATHAN VICTORIAN, DB, SR.

Tackles2, twice (last vs. Memphis, 9-8-12)

#37, EDDIE PORTER, LB/DE, JR.

Tackles7 vs. Western Kentucky (9-29-12)
Tackles for Loss1.5 vs. Western Kentucky (9-29-12)
Sacks1, twice (last at Louisiana-Lafayette, 10-23-12)
Forced Fumbles1, three times (last at Louisiana-Lafayette, 10-23-12)
Fumble Recoveries1 at Nebraska (9-15-12)

#40 NATHAN HERROLD, LB, SR.

Tackles17 vs. South Alabama (10-13-12)
Tackles For Loss2 at Nebraska (9-15-12)
Forced Fumbles1, four times (last at Nebraska, 9-15-12)
Fumbles Recovered1, twice (last at Louisiana-Lafayette, 10-23-12)
Sacks1, three times (last at Nebraska, 9-15-12)
Interceptions1 vs. South Alabama (10-13-12)
Pass Break-up2 vs. Alcorn State (9-22-12)

#41 LAANGELO ALBRIGHT, LB, JR.

Tackles4, twice (last vs. Alcorn State, 9-22-12)
Tackles For Loss0.5, twice (last vs. Alcorn State, 9-22-12)

#42, CHRIS STONE, DE, FR.

Tackles6 vs. South Alabama (10-13-12)
Tackles for Loss1, twice (last vs. Memphis, 9-8-12)
Sacks0.5 vs. South Alabama (10-13-12)
Interceptions1 at Louisiana-Lafayette (10-23-12)

#48 QUSHAUN LEE, LB, SO.

Tackles15 at Nebraska (9-15-12)
Tackles For Loss1, four times (last vs. Northern Illinois, 1-8-12)
Sacks0.5 at Virginia Tech (9-17-11)
Interceptions1, three times (last vs. Florida International, 10-4-12)
Pass Break-Ups1, three times (last vs. South Alabama, 10-13-12)
Forced Fumbles1 vs. Alcorn State (9-22-12)
Fumble Recoveries1 at Nebraska (9-15-12)

#53 NICK NELMS, LB, SR.

Tackles10 vs. South Alabama (10-13-12)
Tackles For Loss2 vs. Western Kentucky (9-29-12)
Sacks0.5 at Oregon (9-1-12)
Fumbles Forced1, twice (last vs. FIU, 10-18-11)
Interceptions1 at Western Kentucky (12-3-09)
Fumble Recoveries1 at Auburn (9-4-10)

#54, SHERVARIUS JACKSON, DE, SR.

Tackles3 at Florida International (10-4-12)
Tackles for Loss1.5 at Oregon (9-1-12)
Sacks1 at Nebraska (9-15-12)

#77, DEXTER BLACKMON, DL, JR.

Tackles4 vs. Alcorn State (9-22-12)
Tackles for Loss0.5 vs. Alcorn State (9-22-12)

#90 RONNELL WRIGHT, DL, SR.

Tackles6 at Nebraska (9-15-12)
Tackles For Loss1.5 vs. Memphis (9-10-11)
Sacks1, twice (last at Florida International, 10-4-12)
Fumble Recoveries1 vs. Alcorn State (9-22-12)

#91 TIM STARSON, DE, SR.

Tackles8 at Florida International (10-4-12)
Tackles For Loss3 vs. Alcorn State (9-22-12)
Sacks1, twice (last vs. Memphis, 9-8-12)
Fumbles Forced1 at Illinois (9-3-11)
Blocked Kicks3 vs. Louisiana-Monroe (9-18-10)
Blocked Extra Points2 vs. Louisiana-Monroe (9-18-10)
Blocked Field Goals1 vs. Louisiana-Monroe (9-18-10)

#93, DARIUS DUNAWAY, DE, JR.

Tackles3 vs. UCA (9-24-11)
Tackles for Loss1 vs. Alcorn State (9-22-12)
Sacks1 vs. Alcorn State (9-22-12)

#94, MARKEL OWENS, DL, SO.

Tackles3 at Oregon (9-1-12)

#96, JOHN GANDY, DE, JR.

Tackles1 at Oregon (9-1-12)
Tackles For Loss1 at Oregon (9-1-12)

#97 AMOS DRAPER, DL, JR.

Tackles7 at Navy (11-20-10)
Tackles For Loss3 at Troy (9-25-10)
Sacks1, three times (last vs. Middle Tennessee, 11-2-10)
Fumbles Forced1, three times (last at Louisiana-Lafayette, 10-23-12)
Fumbles Recovered1 vs. Middle Tennessee (11-2-10)
Blocked Field Goals1 at Louisiana-Lafayette (9-11-10)

#98 RYAN CARRETHERS, DL, JR.

Tackles10, twice (last vs. South Alabama, 10-13-12)
Tackles for Loss1, three times (last at FIU, 10-4-12)
Sacks1 at WKU, 10-1-11
Fumble Recoveries1 at Nebraska, 9-15-12

TEAM

SHUT OUT AN OPPONENT

ASU: 9-22-12 vs. Alcorn State (56-0)

OPP: 11-1-08, No. 2 Alabama (35-0)

RUSHED FOR OVER 250 YARDS

ASU: 10-23-12 at Louisiana-Lafayette (50 for 257 yards)

OPP: 9-15-12 at Nebraska (59 carries for 347 yards)

RUSHED FOR OVER 300 YARDS

ASU: 9-22-12 vs. Alcorn State (56 for 396 yards)

OPP: 9-15-12 at Nebraska 59 carries for 347 yards)

PASSED FOR OVER 300 YARDS

ASU: 9-8-12 vs. Memphis (24-44-0 for 321 yards)

OPP: 10-23-12 at Louisiana-Lafayette (28-41-3 for 374 yards)

HAD OVER 500 YARDS OF TOTAL OFFENSE

ASU: 10-23-12 at ULL (526 yards: 257 rush, 269 pass)

OPP: 9-15-12 at Nebraska (527 yards: 347 rush, 180 pass)

HAD OVER 600 YARDS OF TOTAL OFFENSE

ASU: 9-8-12 vs. Alcorn State (634 yards: 396 rush, 238 pass)

OPP: 9-1-12 at Oregon (605 yards: 308 pass, 297 rush)

RECORDED 30 OR MORE FIRST DOWNS

ASU: 9-22-12, 30 vs. Alcorn State

OPP: 9-1-12, 34, at Oregon

FAILED TO RUSH FOR 100 YARDS

ASU: 1-8-12 vs. Northern Illinois (29 carries for 28 yards)

OPP: 10-23-12 at Louisiana-Lafayette (23 carries for 76 yards)

FAILED TO PASS FOR OVER 100 YARDS

ASU: 11-1-08 at No. 2 Alabama (8 of 17 for 67 yards)

OPP: 9-22-12 vs. Alcorn State (14 of 27 for 32 yards)

HELD AN OPPONENT UNDER 200 YARDS TOTAL OFF.

ASU: 9-22-12 vs. Alcorn State (130 yards: 98 rush, 32 pass)

OPP: 11-1-08, No. 2 Alabama (158 yards : 91 rushing, 67 passing)

SCORED A SAFETY

ASU: 9-3-11 at Illinois

OPP: 11-19-11, Middle Tennessee

SCORED 50 OR MORE POINTS

ASU: 10-23-12 at Louisiana-Lafayette (50-27)

OPP: 9-1-12 at Oregon (57-34)

INDIVIDUAL

PLAYER RUSHED FOR 100 YARDS

ASU: 9-22-12, Rod Smith (vs. Alcorn State), 13 carries for 104 yds

OPP: 9-29-12, A. Andrews (Western Ky.), 29 carries for 215 yards

PLAYER RUSHED FOR 200 YARDS

ASU: 9-6-08, Derek Lawson vs. TX Southern (18 for 209 yards)

OPP: 9-29-12, A. Andrews (Western Ky.), 29 carries for 215 yards

TWO OR MORE PLAYERS RUSHED FOR 100 YARDS

ASU: 11-28-09 vs. North Texas: R. Aplin (16 carries for 122 yards) and Reggie Arnold (23 carries for 111 yards)

OPP: 10-2-10, Blial Powell (21 carries for 157 yards); Vic Anderson (18 carries for 108 yards) of Louisville

TWO OR MORE PLAYERS WITH 100 YARDS RECEIVING

ASU: 10-1-11 at Western Ky.: Dwayne Frampton (9 receptions for 126 yards) and Josh Jarboe (9 receptions for 112 yards)

OPP: 10-23-12 at ULL: Darryl Surgent (5 receptions for 107 yards) and Jamal Robinson (5 receptions for 106 yards)

PLAYER PASSED FOR 300 YARDS

ASU: 9-8-12, Ryan Aplin vs. Memphis (24-44-0 for 321 yards)

OPP: 10-23-12, Terrance Broadway (28-39-3 for 374 yards)

PLAYER PASSED FOR 400 YARDS

ASU: 9-11-10, Ryan Aplin at UL Lafayette (25-45-1 for 438 yards)

OPP: 2004, Clint Marks, Middle Tenn. (30-34 for 447 yards)

RETURNED A KICKOFF FOR A TOUCHDOWN

ASU: 2001, James Hickenbotham vs. Idaho (93-yards)

OPP: 10-11-08, Luther Ambrose, ULM (91 yards)

RETURNED A PUNT FOR A TOUCHDOWN

ASU: 9-27-07, Kevin Jones vs. Memphis (89 yards)

OPP: 11-3-07, L. Singleton, FIU (80 yards)

RETURNED AN INTERCEPTION FOR A TOUCHDOWN

ASU: 9-24-11, Sterling Young (vs. UCA) (31 yards)

OPP: 1-8-12, Dechan Durante (NIU)(36 yards)

RETURNED A FUMBLE FOR A TOUCHDOWN

ASU: 9-22-12, Ronnell Wright vs. Alcorn State (7 yards)

OPP: 9-8-12, Wyton McManis, Memphis (0 yards)

BLOCKED AN OPPONENT'S PUNT

ASU: 12-3-11, Qushaun Lee vs. Troy

OPP: 10-13-12, Maleki Harris (South Alabama)

RETURNED A BLOCKED PUNT FOR A TOUCHDOWN

ASU: 12-3-11, Qushaun Lee (block) and Don Jones (TD) vs. Troy (12 yards)

OPP: 9-8-12, Anthony Watson (block) and Teven Jones (TD), Memphis (0 yards)

RETURNED A BLOCKED FIELD GOAL FOR A TD

ASU: 2000, Hanis Bowens vs. North Carolina State (80 yards)

OPP: 2004, Terryl Fenton, UL-Lafayette (80-yards)

RUN FROM SCRIMMAGE OF 50 YARDS OR MORE

ASU: 10-23-12, Rocky Hayes at Louisiana-Lafayette (57 yards)

OPP: 9-11-10, Kevis Streeter (UL Lafayette), 71 yards

9-11-10, Chris Masson (UL Lafayette), 60 yards

PASS FROM SCRIMMAGE OF 50 YARDS OR MORE

ASU: 9-22-12, 55 yards vs. Alcorn State (Ryan Aplin to Josh Jarboe), 54 yards vs. Alcorn State (Ryan Aplin to Carlos McCants)

OPP: 9-17-11, 52 yards vs. Virginia Tech (L. Thomas to Danny Coale)

MADE 50+ YARD FIELD GOAL

ASU: 9-10-11, 56 yards (Bobby Zalud vs. Memphis)

OPP: 9-23-06, 50 yards (T. Morstead, SMU)

2012 ARKANSAS STATE STARTING LINEUPS

OFFENSE

	QB	RB	H-BACK	WR/TE	WR	WR	LT	LG	C	RG	RT
OREGON	Aplin	Oku	Kincy	McCants	Jones	Muse	Williams	Haunga	Allen	Mitchell	McKnight
MEMPHIS	Aplin	Oku	Kincy	McCants	Jones	Jarboe	Williams	Haunga	Giddens	Wright	McKnight
NEBRASKA	Aplin	Hayes	Kincy	Murry	Jones	Jarboe	Williams	Haunga	Giddens	Wright	McKnight
ALCORN STATE	Aplin	Oku	Kincy	McCants	Jones	Hayes	Williams	Haunga	Giddens	Wright	McKnight
WKU	Aplin	Oku	Kincy	McCants	Jones	Hayes	Williams	Haunga	Giddens	Wright	McKnight
FIU	Aplin	Oku	Kincy	Griswold	McKissic	Jarboe	Williams	Haunga	Giddens	Wright	McKnight
USA	Aplin	Oku	Kincy	McCants	Jones	McKissic	Williams	Haunga	Giddens	Wright	McKnight
UL Lafayette	Aplin	Oku	Kincy	Stockemer	McKissic	Jarboe	Williams	Haunga	Giddens	Mitchell	McKnight

DEFENSE

	DE	DT	DT	DE	WLB	MLB	SLB	CB	CB	SS	FS
OREGON	Starson	Draper	Carrethers	Jackson	Nelms	Herrold	Jones	Scales	Tryon	Holmes	Young
MEMPHIS	Starson	Draper	Carrethers	Stone	Lee	Herrold	Jones	Scales	Tryon	Lorigan	Young
NEBRASKA	Starson	Draper	Carrethers	Stone	Lee	Herrold	Jones	Scales	Tryon	Lorgian	Young
ALCORN ST.	Starson	Wright	Carrethers	Porter	Lee	Herrold	Jones	Scales	Tryon	Lorigan	Young
WKU	Starson	Wright	Carrethers	Stone	Nelms	Herrold	Porter	Scales	Tryon	Jones	Young
FIU	Starson	Wright	Carrethers	Porter	Lee	Herrold	Jones	Scales	Brown	Humes	Young
USA	Starson	Wright	Carrethers	Stone	Lee	Herrold	Jones	Scales	Brown	Humes	Young
UL Lafayette	Starson	Wright	Carrethers	Porter	Lee	Herrold	Jones	Scales	Brown	Humes	Young

2012 A-STATE LONG PLAYS (20+ YARDS)

Yds	Play	Opponent	Date	Qtr.
74	Aplin pass to McKissic (TD)	FIU	10-4	2
73	Hayes rush	FIU	10-4	4
72	Aplin pass to Jones (TD)	Oregon	9-1	2
57	Hayes rush (TD)	UL Lafayette	10-23	3
55	Aplin pass to Jarboe	Alcorn State	9-22	2
54	Aplin pass to McCants	Alcorn State	9-22	2
46	Aplin pass to Jarboe	UL Lafayette	10-23	1
42	Aplin pass to Jarboe (TD)	Memphis	9-8	2
39	Aplin pass to Jackson	South Alabama	10-13	3
38	Aplin rush	Western Kentucky	9-29	4
38	Aplin pass to McCants (TD)	Oregon	9-1	4
35	Aplin pass to Jones (TD)	UL Lafayette	10-23	2
35	Knighten rush	Alcorn State	9-22	3
33	Knighten pass to Keaton	Alcorn State	9-22	3
33	Aplin pass to McKissic (TD)	Alcorn State	9-22	2
33	Hayes rush	Memphis	9-8	2
32	Oku rush	South Alabama	10-13	1
30	Thornton rush	Alcorn State	9-22	3
30	Aplin pass to McKissic	Memphis	9-8	4
29	Aplin pass to Griswold	FIU	10-4	2
29	Aplin pass to Jones	Western Kentucky	9-29	2
27	Aplin pass to Stockemer	South Alabama	10-13	3
26	Hayes rush	UL Lafayette	10-23	2
26	Aplin pass to Jarboe	Memphis	9-8	4
26	Aplin pass to Griswold	Oregon	9-1	3
25	Aplin pass to Stockemer	UL Lafayette	10-23	1
25	Aplin pass to Kincy	FIU	10-4	3
24	Aplin rush	Alcorn State	9-22	1
24	Jackson rush	Oregon	9-1	4
23	Aplin pass to Fleming	UL Lafayette	10-23	2
23	Aplin pass to McKissic	Memphis	9-8	1
23	Jackson rush	Oregon	9-1	4
22	Oku rush	Alcorn State	9-22	1
22	Aplin pass to McCants	Nebraska	9-15	2
20	Aplin pass to Stockemer	UL Lafayette	10-23	1
20	Aplin pass to Stockemer	South Alabama	10-13	3
20	Aplin pass to McKissic	FIU	10-4	3
20	Aplin pass to McCants	Memphis	9-8	1
TOTAL: 38 70+: 3 50+: 6 40+: 8 30+: 19				

2012 ARKANSAS STATE SCORING DRIVES

	Plays	Yards	TOP (QTR)	Score
OREGON (6: 4 TD/2 FG)				
	12	56	3:30 (2nd)	Davis 43-yard field goal
	2	80	0:19 (2nd)	Aplin 72-yard pass to Jones
	14	74	4:14 (3rd)	Davis 29-yard field goal
	6	55	1:42 (3rd)	Aplin 6-yard pass to Jarboe
	7	71	2:48 (4th)	Aplin 38-yard pass to McCants
	6	75	2:06 (4th)	Aplin 1-yard run
MEMPHIS (6: 4 TD/2 FG)				
	11	75	3:57 (1st)	Davis 23-yard field goal
	14	75	4:49 (2nd)	Jackson 1-yard run
	2	75	0:28 (2nd)	Aplin 42-yard pass to Jarboe
	13	89	4:46 (3rd)	Jackson 1-yard run
	12	67	3:20 (3rd)	Davis 25-yard field goal
	9	80	2:38 (4th)	Oku 1-yard run
NEBRASKA (2: 0 TD/2 FG)				
	9	59	2:24 (2nd)	Davis 31-yard field goal
	4	0	0:53 (3rd)	Davis 32-yard field goal
ALCORN STATE (7: 7 TD/0FG)				
	10	72	3:37 (1st)	Oku 12-yard run
	7	59	1:43 (2nd)	Aplin 33-yard pass to McKissic
	5	18	1:55 (2nd)	Oku 1-yard run
	3	69	0:49 (2nd)	Aplin 11-yard pass to Jones
	6	79	2:26 (2nd)	Aplin 7-yard pass to Murry
	7	93	2:45 (3rd)	Thornton 3-yard run
	11	83	4:41 (4th)	Smith 6-yard run
WESTERN KENTUCKY (3: 1 TD/2 FG)				
	16	66	6:26 (1st)	Davis 20-yard field goal
	11	64	4:19 (2nd)	Davis 33-yard field goal
	16	93	4:14 (2nd)	Knighten 4-yard pass to Kincy
FLORIDA INTERNATIONAL (5: 5 TD/0 FG)				
	2	82	0:36 (2nd)	Aplin 74-yard pass to McKissic
	3	7	0:53 (2nd)	Oku 1-yard run
	11	87	3:48 (3rd)	Aplin 10-yard run
	4	26	1:20 (3rd)	Oku 2-yard run
	3	65	0:43 (4th)	Oku 4-yard run
SOUTH ALABAMA (5: 5 TD/0FG)				
	8	73	2:21 (1st)	Aplin 2-yard run
	7	35	2:26 (1st)	Oku 2-yard run
	5	73	2:03 (3rd)	Aplin 10-yard pass to McKissic
	6	68	2:02 (3rd)	Aplin 15-yard pass to Jarboe
	9	65	3:00 (4th)	Aplin 9-yard pass to Stockemer
LOUISIANA-LAFAYETTE (10: 5 TD/5 FG)				
	11	45	4:31 (1st)	Davis 47-yard field goal
	11	82	3:48 (1st)	Davis 22-yard field goal
	5	42	2:24 (2nd)	Jackson 11-yard run
	2	35	0:12 (2nd)	Aplin 35-yard pass to Jones
	8	45	2:43 (2nd)	Davis 45-yard field goal
	6	51	1:20 (2nd)	Davis 21-yard field goal
	8	62	3:16 (3rd)	Oku 5-yard run
	2	57	0:56 (3rd)	Hayes 55-yard run
	9	40	5:49 (4th)	Davis 29-yard field goal
	6	19	3:18 (4th)	Jackson 2-yard run

TOTAL SCORING DRIVES: 44

SCORING DRIVES TAKING TWO MINUTES OR LESS: 14 (32% of all drives)

SCORING DRIVES TAKING FOUR MINUTES OR LONGER: 9 (20% of all drives)

2012 ARKANSAS STATE FOOTBALL NOTES: GAME RECAPS

SEPT. 1, 2012 • AUTZEN STADIUM: 56,144
No. 5 Oregon 57, Arkansas State 34

EUGENE, Ore. - Arkansas State senior quarterback Ryan Aplin became ASU's all-time leader in total offense and career passing yards, while senior wide out Josh Jarboe tied the school record with 13 pass receptions, but the No. 5-ranked Oregon Ducks countered with 605 yards of total offense and defeated the Red Wolves 57-34 at Autzen Stadium in the season opener for both teams. Aplin passed Corey Leonard to become ASU's all-time leader in total offense with 9,075 yards. Aplin also passed Cleo Lemon to become A-State's all-time leader in passing yards with 7,720 yards. He finished the night 29-of-44 for 304 yards and three touchdown passes, while Jarboe had 66 yards receiving and a touchdown.

Score by Quarters	1	2	3	4	Score
Arkansas State	0	10	10	14	34
Oregon	29	21	0	7	57

Team	Qtr	Time	Scoring play	Pys-Yds	TOP	Score
ORE	1	13:22	Barner 4 yd run	7-73	1:38	0-8
ORE	1	09:19	Thomas 12 yd rec	7-67	1:43	0-15
ORE	1	07:57	Huff 4 yd rec	3-22	0:29	0-22
ORE	1	02:27	Barner 17 yd run	8-56	2:54	0-29
ASU	2	13:57	Davis 43 yd FG	12-56	3:30	3-29
ORE	2	12:57	Thomas 12 yd rec	5-67	1:00	3-36
ORE	2	10:45	Thomas 33 yd run	2-48	0:23	3-43
ORE	2	07:06	Marshall 3 yd run	12-53	2:39	3-50
ASU	3	03:20	Jones 72 yd rec	2-80	0:19	10-50
ASU	3	10:46	Davis 29 yd FG	14-74	4:14	13-50
ASU	3	01:53	Jarboe 6 yd rec	6-55	1:42	20-50
ORE	4	11:36	Vaughn 7 yd rec	13-68	5:17	20-57
ASU	4	08:48	McCants 38 yd rec	7-71	2:48	27-57
ASU	4	04:30	Aplin 1 yd run	6-75	2:06	34-57

TEAM STATISTICS

	ASU	ORE
First Downs	27	34
Net yards rushing	226	297
Net yards passing	304	308
Passes Comp-Att-Int	29-44-1	28-39-1
Total Net Yards	530	605
Fumbles: Number-Lost	3-2	2-0
Penalties: Number-Yards	6-57	8-75
Possession Time	27:27	32:33
Third Down Conversions	4 of 12	10 of 19
Sacks By: Number-Yards	1-9	0-0

INDIVIDUAL STATISTICS

RUSHING: Arkansas State-Oku, David 12-81; Jackson, F. 7-72; Aplin, Ryan 12-37; Thornton, S. 1-17; Jarboe, Josh 4-13; McKissic, J.D. 1-6. Oregon Ducks-Barner, Kenjon 9-66; Thomas, D. 3-64; Marshall, Byron 24-64; Forde, Ayele 12-44; Bennett, Bryan 4-34; Mariota, Marcus 4-24; Bassett, Kenny 1-1. **PASSING:** Arkansas State-Aplin, Ryan 29-44-1-304. Oregon Ducks-Mariota, Marcus 18-22-0-200; Bennett, Bryan 10-17-1-108. **RECEIVING:** Arkansas State-Jarboe, Josh 13-66; McKissic, J.D. 4-28; Oku, David 3-21; Jones, Julian 2-80; McCants, Carlos 1-38; Griswold, D. 1-26; Kincy, Anthony 1-14; Murry, Kedric 1-11; Jackson, F. 1-8; Muse, Allen 1-7; Stockemer, T. 1-5. Oregon Ducks-Thomas, D. 4-55; Lowe, Keanon 4-34; Addison, Bralon 3-15; Kelley, B.J. 2-39; Stanford, D. 2-24; Vaughn, Rahsaan 2-22; Huff, Josh 2-22; Hawkins, Daryle 2-20; Lyerla, Colt 2-18; Brown, Pharaoh 1-16; Dungy, Eric 1-15; Butterfield, B. 1-11; Stanton, Blake 1-9; Barner, Kenjon 1-8. **INTERCEPTIONS:** Arkansas State-Scales, Chaz 1-5. Oregon Ducks-Boyet, John 1-25. **FUMBLES:** Arkansas State-Aplin, Ryan 2-1; Jackson, F. 1-1. Oregon Ducks-Addison, Bralon 1-0; Brown, Pharaoh 1-0.

JOSH JARBOE, SR. WR



SEPT. 8, 2012 • LIBERTY BANK STADIUM: 28,041
Arkansas State 33, Memphis 28

JONESBORO - Arkansas State football team piled up 619 yards of total offense as the Red Wolves defeated the Memphis Tigers 33-28 before 28,041 fans at Liberty Bank Stadium. The crowd was the fourth-largest to watch a game in Jonesboro in ASU history and marked the home debut of first-year head coach Gus Malzahn. The Red Wolves 619 yards of total offense was their most against an FBS opponent since recording a school-record 681 yards against Louisiana-Lafayette in 2007. ASU rallied from a 14-3 deficit behind a strong effort from running back David Oku. The junior ran for 111 yards on 25 carries, including the go-ahead touchdown in the fourth quarter with 6:31 left in the game.

Score by Quarters	1	2	3	4	Score
Arkansas State	3	14	10	6	33
Memphis	7	14	7	0	28

Team	Qtr	Time	Scoring play	Pys-Yds	TOP	Score
MEM	1	12:18	Cross 18 yd rec	7-77	2:42	0-7
ASU	1	08:15	Davis 23 yd FG	11-75	3:57	3-7
MEM	2	10:45	Jones punt block recovery in the end zone			3-14
ASU	2	05:56	Jackson 1 yd run	14-75	4:49	10-14
MEM	2	03:46	Malon 41 yd rec	5-73	2:03	10-21
ASU	2	03:18	Jarboe 42 yd rec	2-75	0:28	17-21
ASU	3	07:59	Jackson 1 yd run	13-89	4:46	24-21
MEM	3	04:03	McManis fumble recovery in the end zone			24-28
ASU	3	00:43	Davis 25 yd FG	12-67	3:20	27-28
ASU	4	06:31	Oku 1 yd run	9-80	2:38	33-28

TEAM STATISTICS

	ASU	MEM
First Downs	34	13
Net yards rushing	298	139
Net yards passing	321	154
Passes Comp-Att-Int	24-44-0	14-24-0
Total Net Yards	619	293
Fumbles: Number-Lost	1-1	1-0
Penalties: Number-Yards	4-32	4-30
Possession Time	32:48	27:12
Third Down Conversions	8 of 17	3 of 12
Sacks By: Number-Yards	1-3	0-0

INDIVIDUAL STATISTICS

RUSHING: Memphis-RHODES, Jerrell 13-70; KARAM, Jacob 7-36; STEIB, Jai 9-32; COOK, Jaquise 1-2; MATHEWS, Eric 1-1; MALONE, Keiwone 1-minus 2. Arkansas State-Oku, David 25-111; Aplin, Ryan 6-73; Hayes, Rocky 4-68; Jackson, F. 14-38; Knighten, Fredi 4-8; Jarboe, Josh 1-0. **PASSING:** Memphis-KARAM, Jacob 14-24-0-154. Arkansas State-Aplin, Ryan 24-44-0-321. **RECEIVING:** Memphis-MALONE, Keiwone 7-90; CROSS, Alan 3-31; RUCKER, Marcus 2-7; TRAVIS, Reggie 1-27; RHODES, Jerrell 1-minus 1. Arkansas State-McKissic, J.D. 8-99; Jarboe, Josh 6-101; McCants, Carlos 2-39; Jones, Julian 2-27; Jackson, F. 2-13; Fleming, R.J. 1-14; Griswold, D. 1-13; Oku, David 1-8; Kincy, Anthony 1-7. **INTERCEPTIONS:** Memphis-None. Arkansas State-None. **FUMBLES:** Memphis-KARAM, Jacob 1-0. Arkansas State-McKissic, J.D. 1-1.

ROCKY HAYES, FR. RB



2012 ARKANSAS STATE FOOTBALL NOTES: GAME RECAPS

SEPT. 15, 2012 • MEMORIAL STADIUM: 85,290
No. 24 Nebraska 42, Arkansas State 13

LINCOLN, Neb. — Arkansas State suffered a 42-13 loss to 24th-ranked Nebraska before a Memorial Stadium crowd of 85,290 in Lincoln. The A-State defense and special teams combined to recover four Nebraska fumbles, but the Huskers offense racked up 527 yards of total offense, including 347 yards on the ground, to pull away for the victory. ASU trailed 28-3 at halftime, but pulled within 28-13 with 4:19 left in third quarter after taking advantage of a pair of Nebraska turnovers. Qushaun Lee recovered a fumble in the end zone for ASU's only touchdown and Brian Davis kicked a field goal almost six minutes later to trim ASU's deficit to 15 points. However, Nebraska tacked on a pair of fourth quarter touchdowns to set the final score.

Score by Quarters	1	2	3	4	Score
Arkansas State	0	3	10	0	13
Nebraska	14	14	0	14	42

Team	Qtr	Time	Scoring play	Pys-Yds	TOP	Score
NEB	1	09:55	Abdullah 1 yd run	9-51	2:52	0-7
NEB	1	00:30	Kenny 42 yd rec	5-67	2:06	0-14
ASU	2	13:00	Davis 31 yd FG	9-59	2:24	3-14
NEB	2	09:29	Bell 25 yd rec	6-72	3:24	3-21
NEB	2	00:35	Abdullah 2 yd run	10-75	5:00	3-28
ASU	3	10:01	Lee 1 yd fumble rec	-	-	10-28
ASU	3	04:19	Davis 32 yd FG	4-0	0:53	13-28
NEB	4	12:50	Cross 2 yd run	12-57	6:22	13-35
NEB	4	09:01	Martinez 18 yd run	4-43	1:28	13-42

TEAM STATISTICS

	ASU	NEB
First Downs	17	26
Net yards rushing	148	347
Net yards passing	138	180
Passes Comp-Att-Int	16-32-1	13-14-0
Total Net Yards	286	527
Fumbles: Number-Lost	2-1	5-4
Penalties: Number-Yards	6-39	4-34
Possession Time	25:24	34:36
Third Down Conversions	6 of 16	10 of 13
Sacks By: Number-Yards	2-23	3-12

INDIVIDUAL STATISTICS

RUSHING: Arkansas State-Hayes, Rocky 6-47; Oku, David 11-44; Jackson, F. 8-32; Aplin, Ryan 11-18; Knighten, Fredi 1-7. Nebraska-Abdullah, Ameer 30-167; Cross, Imani 7-66; Heard, Braylon 10-54; Martinez, T. 11-54; Marrow, Mike 1-6. **PASSING:** Arkansas State-Aplin, Ryan 16-30-0-138; Knighten, Fredi 0-2-1-0. Nebraska-Martinez, T. 13-14-0-180. **RECEIVING:** Arkansas State-McKissic, J.D. 8-73; McCants, Carlos 2-26; Oku, David 2-11; Fleming, R.J. 1-12; Jones, Julian 1-8; Jarboe, Josh 1-7; Jackson, F. 1-1. Nebraska-Bell, Kenny 3-71; Enunwa, Quincy 3-34; Abdullah, Ameer 2-39; Reed, Tyler 1-22; Cotton, Ben 1-6; Long, Jake 1-4; Allen, Taariq 1-3; Heard, Braylon 1-1. **INTERCEPTIONS:** Arkansas State-None. Nebraska-Smith, P.J. 1-0. **FUMBLES:** Arkansas State-Oku, David 1-0; Aplin, Ryan 1-1. Nebraska-Martinez, T. 2-2; McDermott, C. 1-0; Marrow, Mike 1-1; Abdullah, Ameer 1-1.

SEPT. 22, 2012 • LIBERTY BANK STADIUM: 21,559
Arkansas State 56, Alcorn State 0

JONESBORO — An impressive display on both sides of the ball by Arkansas State propelled the Red Wolves to a resounding 56-0 shutout win over Alcorn State before 21,559 Liberty Bank Stadium fans in a game televised on ESPN3.com. ASU came out dominating the action on the turf in the opening half, amassing 345 yards in total offense to claim a 42-0 halftime lead. ASU chalked up a program all-time single-game seventh-most 634 yards of total offense with 396 yards in passing and 238 yards on the ground to go with 30 first downs. The Red Wolves' defense held the Alcorn State offense to only 130 yards. Ryan Aplin, along with his three touchdowns, completed 12 of 13 passes for a ASU record 92.3 completion percentage.

Score by Quarters	1	2	3	4	Score
Arkansas State	14	28	7	7	56
Alcorn State	0	0	0	0	0

Team	Qtr	Time	Scoring play	Pys-Yds	TOP	Score
ASU	1	09:02	Wright 7 yd fum rec	-	-	7-0
ASU	1	01:56	Oku 12 yd run	10-72	3:37	14-0
ASU	2	12:25	McKissic 33 yd rec	7-59	1:43	21-0
ASU	2	09:54	Oku 1 yd run	5-18	1:55	28-0
ASU	2	07:08	Jones 11 yd rec	3-69	0:49	35-0
ASU	2	02:59	Murry 7 yd rec	6-79	2:26	42-0
ASU	3	00:24	Thornton 3 yd run	7-93	2:45	49-0
ASU	4	08:39	Smith 6 yd run	11-83	4:41	56-0

TEAM STATISTICS

	ASU	ALCORN
First Downs	30	11
Net yards rushing	396	98
Net yards passing	238	32
Passes Comp-Att-Int	14-16-0	14-27-1
Total Net Yards	634	130
Fumbles: Number-Lost	2-1	3-1
Penalties: Number-Yards	5-65	5-25
Possession Time	28:24	31:36
Third Down Conversions	4 of 10	4 of 17
Sacks By: Number-Yards	2-20	0-0

INDIVIDUAL STATISTICS

RUSHING: Alcorn State-Gibbs, John 6-47; Williams III, A 6-20; Lewis, Terrance 4-14; Vessel, Brandon 2-12; Price, Joe 1-12; Jean, Marquiso 1-10; Walker, Arnold 5-3; George, Tollete 2-minus 7; Payne, Jordan 6-minus 13. Arkansas State-Smith, Rod 13-104; Oku, David 17-92; Thornton, S. 6-59; Knighten, Fredi 3-37; Gordon, Michael 6-34; Hayes, Rocky 6-26; Aplin, Ryan 1-24; Jacobs, Ryan 3-9; Davis, Zach 1-2; Fleming, R.J. 0-9. **PASSING:** Alcorn State-Gibbs, John 12-23-1-39; Payne, Jordan 2-3-0-minus 7; Vessel, Brandon 0-1-0-0. Arkansas State-Aplin, Ryan 12-13-0-198; Knighten, Fredi 2-2-0-40; Butterfield, P. 0-1-0-0. **RECEIVING:** Alcorn State-Price, Joe 3-9; Lewis, Terrance 3-minus 8; Shumaker, Nick 2-11; Turner, Jarvis 2-2; Shelby, Marti 1-9; Williams III, A 1-6; Brooks, Nick 1-5; R, Whitmore Jr. 1-minus 2. Arkansas State-McKissic, J.D. 6-49; Jarboe, Josh 1-55; McCants, Carlos 1-54; Keaton, Derek 1-33; Kincy, Anthony 1-17; Jones, Julian 1-11; Gordon, Michael 1-7; Murry, Kedric 1-7; Oku, David 1-5. **INTERCEPTIONS:** Alcorn State-None. Arkansas State-Jones, Don 1-23. **FUMBLES:** Alcorn State-Payne, Jordan 1-1; Lewis, Terrance 1-0; Walker, Arnold 1-0. Arkansas State-Knighten, Fredi 1-0; Hayes, Rocky 1-1.

SHERVARIUS JACKSON, SR. DE



DAVID OKU, JR. RB



2012 ARKANSAS STATE FOOTBALL NOTES: GAME RECAPS

SEPT. 29, 2012 • LIBERTY BANK STADIUM: 25,160
Western Kentucky 26, Arkansas State 13

JONESBORO - ASU appeared on the way to winning its Sun Belt Conference opener with a solid first-half showing, but WKU rallied in the second half to hand the Red Wolves a 26-13 loss at Liberty Bank Stadium. The contest was a game of two halves as the Red Wolves controlled the first half with 13 straight points before the Hilltoppers erupted with 26 unanswered second half points. For the game, both teams went over 300 yards in total offense as WKU had 30 more than Red Wolves (365 to 335). A-State compiled game highs in both first downs (23) and passing yards (122) while being out-gained on the ground by a 243-127 yards margin. The setback snapped ASU's eight-game home winning streak, which was tied for the sixth longest in the nation.

Score by Quarters	1	2	3	4	Score
Arkansas State	3	10	0	0	13
Western Kentucky	0	0	14	12	26

Team	Qtr	Time	Scoring play	Pys-Yds	TOP	Score
ASU	1	04:27	Davis 20 yd FG	16-66	6:26	3-0
ASU	2	12:59	Davis 33 yd FG	11-64	4:19	6-0
ASU	2	00:09	Kincy 4 yd rec	16-93	4:14	13-0
WKU	3	06:44	Henry 1 yd rec	8-52	4:01	13-7
WKU	3	05:08	Henry 22 yd rec	3-37	0:39	13-14
WKU	4	14:10	Schwettman 22 yd FG	9-59	4:32	13-17
WKU	4	05:25	Andrews 2 yd run	9-75	4:59	13-23
WKU	4	02:56	Schwettman 27 yd FG	7-15	1:46	13-36

TEAM STATISTICS

	ASU	WKU
First Downs	23	19
Net yards rushing	243	127
Net yards passing	208	122
Passes Comp-Att-Int	24-41-1	11-19-0
Total Net Yards	335	365
Fumbles: Number-Lost	1-1	0-0
Penalties: Number-Yards	8-81	5-40
Possession Time	29:38	30:22
Third Down Conversions	7 of 18	4 of 11
Sacks By: Number-Yards	1-2	4-32

INDIVIDUAL STATISTICS

RUSHING: Western Kentucky-Andrews, A. 29-215; Jakes, Kawaun 2-13; Jones, Kadeem 2-13; Allen, Leon 4-8; Doyle, Jack 1-0; Mauro, James 1-minus 2; TEAM 2-minus 4. Arkansas State-Oku, David 22-79; Aplin, Ryan 12-41; Jackson, F. 2-10; Hayes, Rocky 1-6; Knighten, Fredi 1-minus 1; Fleming, R.J. 1-minus 8. **PASSING:** Western Kentucky-Mauro, James 8-12-0-104; Jakes, Kawaun 3-7-0-18. Arkansas State-Aplin, Ryan 23-40-1-204; Knighten, Fredi 1-1-0-4. **RECEIVING:** Western Kentucky-Henry, Mitchell 4-43; Doyle, Jack 3-19; Brand, Boe 2-46; Andrews, A. 2-14. Arkansas State-McKissic, J.D. 8-79; Jarboe, Josh 5-42; Oku, David 3-27; Stockemer, T. 3-25; Kincy, Anthony 2-6; Jones, Julian 1-29; McCants, Carlos 1-4; Hayes, Rocky 1-minus 4. **INTERCEPTIONS:** Western Kentucky-Boyd, Xavius 1-8. Arkansas State-None. **FUMBLES:** Western Kentucky-None. Arkansas State-Aplin, Ryan 1-1.

OCT. 4, 2012 • FIU STADIUM: 13,612
Arkansas State 34, Florida International 20

MIAMI, Fla. - A number of big plays and a noteworthy team performance all around by ASU vaulted the Red Wolves to a defining 34-20 triumph over FIU in their Sun Belt Conference road opener on Alfonso Field at FIU Stadium. A-State turned in several big plays throughout the contest as the Red Wolves' defense created opportunities for the offense with two key interceptions against FIU. ASU also had a big night offensively as quarterback Ryan Aplin became the SBC's all-time leader in career offense with 10,365 yards, throwing for a game-leading 223 yards on 15-of-23 passing. Meanwhile, junior running back David Oku tallied three rushing touchdowns and freshman J.D. McKissic posted his first 100-yard receiving game with a game-high 124 yards.

Score by Quarters	1	2	3	4	Score
Arkansas State	0	14	13	7	34
Florida International	3	7	3	7	20

Team	Qtr	Time	Scoring play	Pys-Yds	TOP	Score
FIU	1	05:04	Griffin 28 yd FG	7-29	2:59	0-3
ASU	2	11:46	McKissic 74 yd rec	2-82	0:36	7-3
FIU	2	04:30	Younger 19 yd rec	7-62	2:34	7-10
ASU	2	00:29	Oku 1 yd run	3-7	0:53	14-10
ASU	3	08:45	Aplin 10 yd run	11-87	3:48	21-10
ASU	3	06:11	Oku 2 yd run	4-26	1:20	27-10
FIU	3	00:20	Griffin 31 yd FG	12-62	5:51	27-13
ASU	4	14:37	Oku 4 yd run	3-65	0:43	34-13
FIU	4	06:32	Mallary 5 yd run	17-70	8:05	34-20

TEAM STATISTICS

	ASU	FIU
First Downs	14	17
Net yards rushing	421	341
Net yards passing	223	153
Passes Comp-Att-Int	15-23-0	19-31-2
Total Net Yards	421	341
Fumbles: Number-Lost	1-0	0-0
Penalties: Number-Yards	7-60	11-89
Possession Time	22:08	37:52
Third Down Conversions	5 of 12	6 of 19
Sacks By: Number-Yards	1-8	0-0

INDIVIDUAL STATISTICS

RUSHING: Arkansas State-Hayes, Rocky 3-84; Oku, David 16-53; Aplin, Ryan 9-50; Jackson, F. 6-15; Collins, Kelsey 1-0; TEAM 2-minus 4. FIU-Harden,Jeremia 15-67; Brisk,Josh 1-33; Mallary,Darian 11-33; Hammonds,Loran 8-32; Hilliard,E.J. 13-23. **PASSING:** Arkansas State-Aplin, Ryan 15-23-0-223. FIU-Hilliard,E.J. 18-27-1-133; Hammonds,Loran 1-4-1-20. **RECEIVING:** Arkansas State-McKissic, J.D. 5-124; Griswold, D. 3-51; Kincy,Anthony 2-26; Jarboe, Josh 2-16; Stockemer, T. 2-6; Oku, David 1-0. FIU-Harden,Jeremia 5-40; Times,Wayne 5-25; Dan-Fodio,Akil 3-37; Wright,Willis 2-20; England,Nick 2-7; Younger,Jacob 1-19; Jackson,Raymon 1-5. **INTERCEPTIONS:** Arkansas State-Young, Sterling 1-29; Lee, Qushaun 1-2. FIU-None. **FUMBLES:** Arkansas State-Oku, David 1-0. FIU-None.

RYAN APLIN, SR. QB



QUSHAUN LEE, SOPH. LB



2012 ARKANSAS STATE FOOTBALL NOTES: GAME RECAPS

OCT. 13, 2012 • LIBERTY BANK STADIUM: 22,143
Arkansas State 36, South Alabama 29

JONESBORO - Senior Ryan Aplin threw for three touchdowns and ran for another in leading the Arkansas State to a 36-29 homecoming victory over South Alabama before a Liberty Bank Stadium crowd of 22,143 fans. Aplin, who totaled 203 passing yards on 17 completions, climbed into second place among SBC's all-time passing leaders and has 9,007 career yards to date. ASU erased a 10-0 opening-quarter deficit after junior back David Oku scored on a three-yard run with over a minute left to give the Red Wolves their first lead of the contest at 14-10. ASU never trailed again, taking a 14-13 lead into the break and scoring three second-half touchdowns. The defense was led by linebacker Nathan Herrold with a career-high 17 tackles.

Score by Quarters	1	2	3	4	Score
Arkansas State	14	0	14	8	36
South Alabama	10	3	6	10	29

Team	Qtr	Time	Scoring play	Pys-Yds	TOP	Score
USA	1	11:04	Houston 4 yd rec	9-75	3:56	0-7
USA	1	07:52	Chapuseaux 26 yd FG	7-16	2:58	0-10
ASU	1	05:25	Aplin 2 yd run	8-73	2:21	7-10
ASU	1	01:11	Oku 2 yd run	7-35	2:26	14-10
USA	2	08:33	Chapuseaux 39 yd FG	7-18	2:22	14-13
ASU	3	12:50	McKissic 10 yd rec	5-73	2:03	21-13
USA	3	06:50	Jones 13 yd rec	14-75	6:00	21-19
ASU	3	04:42	Jarboe 15 yd rec	6-68	2:02	28-19
USA	4	14:55	Chapuseaux 42 yd FG	12-50	4:47	28-22
ASU	4	11:55	Stockemer 9 yd rec	9-65	3:00	36-22
USA	4	00:17	Hollinger 12 yd rec	6-29	0:49	36-29

TEAM STATISTICS

	ASU	USA
First Downs	23	24
Net yards rushing	113	132
Net yards passing	203	241
Passes Comp-Att-Int	24-38-1	17-22-0
Total Net Yards	316	373
Fumbles: Number-Lost	4-3	1-0
Penalties: Number-Yards	2-20	13-81
Possession Time	24:21	35:39
Third Down Conversions	6 of 9	9 of 20
Sacks By: Number-Yards	1-6	2-18

INDIVIDUAL STATISTICS

RUSHING: South Alabama-Timmons, Trnce 13-43; Houston, Kndall 18-36; Metheny, Ross 9-22; Felner, Trey 3-17; Glover, T.J. 4-10; Jones, Desmond 2-6; TEAM 1-minus 2. Arkansas State-Oku, David 22-84; Jackson, F. 5-30; Aplin, Ryan 8-1; Hayes, Rocky 1-0; TEAM 1-minus 2. **PASSING:** South Alabama-Metheny, Ross 24-38-1-241. Arkansas State-Aplin, Ryan 17-22-0-203. **RECEIVING:** South Alabama-Besteda, Corey 5-45; Hollinger, Greg 5-30; Glover, T.J. 3-47; Jones, Jereme 3-44; Lavender, Brynt 3-31; Timmons, Trnce 3-29; Loper, Gabe 1-11; Houston, Kndall 1-4. Arkansas State-McKissic, J.D. 7-41; Stockemer, T. 4-65; Jarboe, Josh 3-34; Jackson, F. 1-39; Kincy, Anthony 1-13; Griswold, D. 1-11. **INTERCEPTIONS:** South Alabama-None. Arkansas State-Herrold, Nathan 1-38. **FUMBLES:** South Alabama-Metheny, Ross 1-0. Arkansas State-Aplin, Ryan 3-2; McKissic, J.D. 1-1.

NATHAN HERROLD, SR. LB



OCT. 23, 2012 • CAJUN FIELD: 19,873
Arkansas State 50, Louisiana-Lafayette 27

LAFAYETTE, La. - Brian Davis kicked a season-high five field goals and ASU amassed 526 yards in total offense to post an impressive 50-27 Sun Belt Conference triumph over the Ragin' Cajuns in an ESPN2-televvised contest at ULL's Cajun Field. Arkansas State set the tone early in the game, registering the initial 20 points of the contest all within the first 16 minutes of play before eventually taking a 26-7 lead into the break. ULL scored on its opening drive to cut its deficit to 26-14, but got no closer as A-State 17-unanswered points to pull away. A-State's 526 total offensive yards included 269 in the air from Ryan Aplin, and a game-high 86 rushing yards from Rocky Hayes. The ASU defense forced five turnovers, including three picks and two fumbles.

Score by Quarters	1	2	3	4	Score
Arkansas State	6	20	14	10	50
Louisiana-Lafayette	0	7	7	13	27

Team	Qtr	Time	Scoring play	Pys-Yds	TOP	Score
ASU	1	10:29	Davis 47 yd FG	11-45	4:31	3-0
ASU	1	04:38	Davis 22 yd FG	11-82	3:48	6-0
ASU	2	14:53	Jackson 11 yd run	5-42	2:24	13-0
ASU	2	14:09	Jones 35 yd rec	2-35	0:12	20-0
ULL	2	07:01	Surgent 38 yd rec	5-80	2:08	20-7
ASU	2	04:18	Davis 45 yd FG	8-45	2:43	23-7
ASU	2	00:22	Davis 21 yd FG	6-51	1:20	26-7
ULL	3	12:16	Surgent 25 yd rec	7-81	2:44	26-14
ASU	3	05:23	Oku 5 yd run	8-62	3:16	33-14
ASU	3	01:53	Hayes 57 yd run	2-57	0:56	40-14
ASU	4	08:58	Davis 29 yd FG	9-40	5:49	43-14
ULL	4	06:58	Pierce 5 yd run	6-79	2:00	43-20
ASU	4	01:07	Jackson 2 yd run	6-19	3:18	50-20
ULL	4	00:00	Butler 4 yd rec	6-52	1:07	50-27

TEAM STATISTICS

	ASU	ULL
First Downs	29	21
Net yards rushing	257	76
Net yards passing	269	374
Passes Comp-Att-Int	21-31-0	28-41-0
Total Net Yards	526	450
Fumbles: Number-Lost	2-0	3-2
Penalties: Number-Yards	4-30	8-57
Possession Time	36:38	23:22
Third Down Conversions	7 of 15	3 of 8
Sacks By: Number-Yards	3-13	3-19

INDIVIDUAL STATISTICS

RUSHING: Arkansas State-Hayes, Rocky 3-86; Oku, David 22-83; Jackson, F. 17-77; McKissic, J.D. 1-7; Aplin, Ryan 7-4. Louisiana-Harris, Alonzo 7-27; Maxwell, Jacob 1-18; Broadway, Terra 9-14; Reed, Effrem 3-14; Pierce, Torrey 1-5; Surgent, Darryl 2-minus 2. **PASSING:** Arkansas State-Aplin, Ryan 21-31-0-269. Louisiana-Broadway, Terra 28-39-3-374; TEAM 0-1-0-0; Baer, Brett 0-1-0-0. **RECEIVING:** Arkansas State-Jarboe, Josh 4-67; Stockemer, T. 4-63; McKissic, J.D. 4-20; Oku, David 3-24; Fleming, R.J. 2-30; Jones, Julian 1-35; Griswold, D. 1-17; Hayes, Rocky 1-7; Kincy, Anthony 1-6. Louisiana-Surgent, Darryl 5-107; Robinson, Jamal 5-106; Lawson, Javone 4-55; Brown, Bradley 3-38; Thompson, Ian 3-27; Figaro, Devin 2-12; Harris, Alonzo 2-9; Reed, Effrem 2-8; Maxwell, Jacob 1-8; Butler, James 1-4. **INTERCEPTIONS:** Arkansas State-Scales, Chaz 1-26; Holmes, Tausean 1-18; Stone, Chris 1-5. Louisiana-None. **FUMBLES:** Arkansas State-Oku, David 1-0; Hayes, Rocky 1-0. Louisiana-Broadway, Terra 3-2.

BRIAN DAVIS, JR. K



The Automated ScoreBook
Arkansas State Game Results (as of Oct 24, 2012)
All games

Date	Opponent		Score	Overall	Conference	Time	Attend
09/01/12	at #5 Oregon Ducks	L	34-57	0-1	0-0	3:35	56144
Sep 08, 2012	MEMPHIS	W	33-28	1-1	0-0	3:10	28041
Sep 15, 2012	at Nebraska	L	13-42	1-2	0-0	3:13	85290
Sep 22, 2012	ALCORN STATE	W	56-0	2-2	0-0	2:59	21559
* Sep 29, 2012	WESTERN KENTUCKY	L	13-26	2-3	0-1	3:06	25160
* Oct 04, 2012	at FIU	W	34-20	3-3	1-1	3:17	13612
* Oct 13, 2012	SOUTH ALABAMA	W	36-29	4-3	2-1	2:52	22143
* Oct 23, 2012	at Louisiana	W	50-27	5-3	3-1	3:12	19873

The Automated ScoreBook

Arkansas State Combined Team Statistics (as of Oct 24, 2012)

All games

Date	Opponent		Score	Att.
09/01/12	at #5 Oregon Ducks	L	34-57	56144
Sep 08, 2012	MEMPHIS	W	33-28	28041
Sep 15, 2012	at Nebraska	L	13-42	85290
Sep 22, 2012	ALCORN STATE	W	56-0	21559
* Sep 29, 2012	WESTERN KENTUCKY	L	13-26	25160
* Oct 04, 2012	at FIU	W	34-20	13612
* Oct 13, 2012	SOUTH ALABAMA	W	36-29	22143
* Oct 23, 2012	at Louisiana	W	50-27	19873

Rushing	gp	att	gain	loss	net	avg	td	lg	avg/g
Oku, David	8	147	656	29	627	4.3	8	32	78.4
Hayes, Rocky	8	24	321	4	317	13.2	1	73	39.6
Jackson, F.	7	59	281	7	274	4.6	4	24	39.1
Aplin, Ryan	8	66	358	110	248	3.8	3	38	31.0
Smith, Rod	4	13	104	0	104	8.0	1	11	26.0
Thornton, S.	4	7	76	0	76	10.9	1	30	19.0
Knighten, Fredi	6	9	59	8	51	5.7	0	35	8.5
Gordon, Michael	4	6	34	0	34	5.7	0	15	8.5
Jarboe, Josh	8	5	13	0	13	2.6	0	7	1.6
McKissic, J.D.	8	2	13	0	13	6.5	0	7	1.6
Jacobs, Ryan	2	3	9	0	9	3.0	0	4	4.5
Davis, Zach	1	1	2	0	2	2.0	0	2	2.0
Fleming, R.J.	7	1	9	8	1	1.0	0	0	0.1
Collins, Kelsey	7	1	0	0	0	0.0	0	0	0.0
TEAM	5	3	0	6	-6	-2.0	0	0	-1.2
Total	8	347	1935	172	1763	5.1	18	73	220.4
Opponents	8	343	1718	198	1520	4.4	11	45	190.0

Passing	gp	effic	comp-att-int	pct	yds	td	lg	avg/g
Aplin, Ryan	8	141.23	157-247-2	63.6	1860	12	74	232.5
Knighten, Fredi	6	159.92	3-5-1	60.0	44	1	33	7.3
Butterfield, P.	1	0.00	0-1-0	0.0	0	0	0	0.0
Total	8	141.04	160-253-3	63.2	1904	13	74	238.0
Opponents	8	138.40	151-233-8	64.8	1564	17	42	195.5

Receiving	gp	no.	yds	avg	td	lg	avg/g
McKissic, J.D.	8	50	513	10.3	3	74	64.1
Jarboe, Josh	8	35	388	11.1	3	55	48.5
Stockemer, T.	5	14	164	11.7	1	27	32.8
Oku, David	8	14	96	6.9	0	15	12.0
Kincy, Anthony	8	9	89	9.9	1	25	11.1
Jones, Julian	8	8	190	23.8	3	72	23.8
McCants, Carlos	8	7	161	23.0	1	54	20.1
Griswold, D.	7	7	118	16.9	0	29	16.9
Jackson, F.	7	5	61	12.2	0	39	8.7
Fleming, R.J.	7	4	56	14.0	0	23	8.0
Murry, Kedric	8	2	18	9.0	1	11	2.2
Hayes, Rocky	8	2	3	1.5	0	7	0.4
Keaton, Derek	6	1	33	33.0	0	33	5.5
Gordon, Michael	4	1	7	7.0	0	7	1.8
Muse, Allen	1	1	7	7.0	0	7	7.0
Total	8	160	1904	11.9	13	74	238.0
Opponents	8	151	1564	10.4	17	42	195.5

Field Goals	fg	pct.	01-19	20-29	30-39	40-49	50-99	lg	blk
Davis, Brian	13-16	81.2	0-0	7-8	3-4	3-4	0-0	47	0

Scoring	td	fg	PAT				dxp	saf	pts
			kick	rush	rcv	pass			
Davis, Brian	-	13-16	30-31	-	-	-	-	-	69
Oku, David	8	-	-	1-1	-	-	-	-	50
Jackson, F.	4	-	-	-	-	-	-	-	24
Jones, Julian	3	-	-	-	-	-	-	-	18
Aplin, Ryan	3	-	-	0-1	-	-	-	-	18
Jarboe, Josh	3	-	-	-	-	-	-	-	18
McKissic, J.D.	3	-	-	-	-	-	-	-	18
McCants, Carlos	1	-	-	-	-	-	-	-	6
Wright, Ronnell	1	-	-	-	-	-	-	-	6
Stockemer, T.	1	-	-	-	-	-	-	-	6
Smith, Rod	1	-	-	-	-	-	-	-	6
Thornton, S.	1	-	-	-	-	-	-	-	6
Hayes, Rocky	1	-	-	-	-	-	-	-	6
Murry, Kedric	1	-	-	-	-	-	-	-	6
Kincy, Anthony	1	-	-	-	-	-	-	-	6
Lee, Qushaun	1	-	-	-	-	-	-	-	6
Total	33	13-16	30-31	1-2	-	-	-	-	269
Opponents	30	7-11	26-27	-	1	1-2	-	-	229

Score by Quarters 1st 2nd 3rd 4th OT Total

Record:	Overall	Home	Away	Neutral
All games	5-3	3-1	2-2	0-0
Conference	3-1	1-1	2-0	0-0
Non-Conference	2-2	2-0	0-2	0-0

Team Statistics	ASU	OPP
FIRST DOWNS	197	165
Rushing	105	85
Passing	78	70
Penalty	14	10
RUSHING YARDAGE	1763	1520
Rushing Attempts	347	343
Average Per Rush	5.1	4.4
Average Per Game	220.4	190.0
TDs Rushing	18	11
PASSING YARDAGE	1904	1564
Comp-Att-Int	160-253-3	151-233-8
Average Per Pass	7.5	6.7
Average Per Catch	11.9	10.4
Average Per Game	238.0	195.5
TDs Passing	13	17
TOTAL OFFENSE	3667	3084
Average Per Play	6.1	5.4
Average Per Game	458.4	385.5
KICK RETURNS: #-Yards	24-482	35-702
PUNT RETURNS: #-Yards	8-26	13-84
INT RETURNS: #-Yards	8-146	3-33
FUMBLES-LOST	16-9	15-7
PENALTIES-Yards	42-384	58-431
PUNTS-AVG	33-36.0	36-41.2
TIME OF POSSESSION/Game	28:21	31:39
3RD-DOWN Conversions	47/109	49/119
4TH-DOWN Conversions	5/12	14/19

Interceptions	no.	yds	avg	td	lg
Scales, Chaz	2	31	15.5	0	26
Jones, Don	1	23	23.0	0	23
Herrold, Nathan	1	38	38.0	0	38
Lee, Qushaun	1	2	2.0	0	2
Stone, Chris	1	5	5.0	0	5
Young, Sterling	1	29	29.0	0	29
Holmes, Tausean	1	18	18.0	0	18

Punting	no.	yds	avg	lg	tb	fc	i20	50+	blk
Sullivan, N.	25	969	38.8	58	3	3	2	4	1
Wilbourn, Ryan	4	160	40.0	48	1	1	0	0	1
TEAM	2	0	0.0	0	0	0	0	0	0
Aplin, Ryan	2	60	30.0	41	1	0	1	0	0

Punt Returns	no.	yds	avg	td	lg
Hayes, Rocky	6	36	6.0	0	22
McKissic, J.D.	2	-10	-5.0	0	0
Total	8	26	3.2	0	22
Opponents	13	84	6.5	1	21

Kick Returns	no.	yds	avg	td	lg
Hayes, Rocky	11	218	19.8	0	31
Jackson, F.	7	160	22.9	0	27
Oku, David	4	71	17.8	0	22
Tryon, Andrew	2	33	16.5	0	19
Total	24	482	20.1	0	31
Opponents	35	702	20.1	0	51

All Purpose	g	rush	rcv	pr	kr	ir	total	avg/g
Oku, David	8	627	96	0	71	0	794	99.2
Hayes, Rocky	8	317	3	36	218	0	574	71.8
McKissic, J.D.	8	13	513	-10	0	0	516	64.5
Jackson, F.	7	274	61	0	160	0	495	70.7
Jarboe, Josh	8	13	388	0	0	0	401	50.1
Total	8	1763	1904	26	482	146	4321	540.1
Opponents	8	1520	1564	34	702	23	3823	477.9

The Automated ScoreBook
Arkansas State Overall Team Statistics (as of Oct 24, 2012)
All games

Team Statistics	ASU	OPP
SCORING	269	229
Points Per Game	33.6	28.6
FIRST DOWNS	197	165
Rushing	105	85
Passing	78	70
Penalty	14	10
RUSHING YARDAGE	1763	1520
Yards gained rushing	1935	1718
Yards lost rushing	172	198
Rushing Attempts	347	343
Average Per Rush	5.1	4.4
Average Per Game	220.4	190.0
TDs Rushing	18	11
PASSING YARDAGE	1904	1564
Comp-Att-Int	160-253-3	151-233-8
Average Per Pass	7.5	6.7
Average Per Catch	11.9	10.4
Average Per Game	238.0	195.5
TDs Passing	13	17
TOTAL OFFENSE	3667	3084
Total Plays	600	576
Average Per Play	6.1	5.4
Average Per Game	458.4	385.5
KICK RETURNS: #-Yards	24-482	35-702
PUNT RETURNS: #-Yards	8-26	13-84
INT RETURNS: #-Yards	8-146	3-33
KICK RETURN AVERAGE	20.1	20.1
PUNT RETURN AVERAGE	3.2	6.5
INT RETURN AVERAGE	18.2	11.0
FUMBLES-LOST	16-9	15-7
PENALTIES-Yards	42-384	58-431
Average Per Game	48.0	53.9
PUNTS-Yards	33-1189	36-1484
Average Per Punt	36.0	41.2
Net punt average	30.5	39.9
KICKOFFS-Yards	54-3063	43-2679
Average Per Kick	56.7	62.3
Net kick average	50.1	40.6
TIME OF POSSESSION/Game	28:21	31:39
3RD-DOWN Conversions	47/109	49/119
3rd-Down Pct	43%	41%
4TH-DOWN Conversions	5/12	14/19
4th-Down Pct	42%	74%
SACKS BY-Yards	12-84	12-81
MISC YARDS	0	0
TOUCHDOWNS SCORED	33	30
FIELD GOALS-ATTEMPTS	13-16	7-11
ON-SIDE KICKS	0-0	0-1
RED-ZONE SCORES	(34-41) 83%	(27-33) 82%
RED-ZONE TOUCHDOWNS	(24-41) 59%	(21-33) 64%
PAT-ATTEMPTS	(30-31) 97%	(26-27) 96%
ATTENDANCE	96903	174919
Games/Avg Per Game	4/24226	4/43730
Neutral Site Games		0/0

Score by Quarters	1st	2nd	3rd	4th	OT	Total
Arkansas State	40	99	78	52	0	269
Opponents	63	66	37	63	0	229

The Automated ScoreBook
Arkansas State Overall Individual Statistics (as of Oct 24, 2012)
All games

Rushing	gp	att	gain	loss	net	avg	td	lg	avg/g
Oku, David	8	147	656	29	627	4.3	8	32	78.4
Hayes, Rocky	8	24	321	4	317	13.2	1	73	39.6
Jackson, F.	7	59	281	7	274	4.6	4	24	39.1
Aplin, Ryan	8	66	358	110	248	3.8	3	38	31.0
Smith, Rod	4	13	104	0	104	8.0	1	11	26.0
Thornton, S.	4	7	76	0	76	10.9	1	30	19.0
Knighten, Fredi	6	9	59	8	51	5.7	0	35	8.5
Gordon, Michael	4	6	34	0	34	5.7	0	15	8.5
McKissic, J.D.	8	2	13	0	13	6.5	0	7	1.6
Jarboe, Josh	8	5	13	0	13	2.6	0	7	1.6
Jacobs, Ryan	2	3	9	0	9	3.0	0	4	4.5
Davis, Zach	1	1	2	0	2	2.0	0	2	2.0
Fleming, R.J.	7	1	9	8	1	1.0	0	0	0.1
Collins, Kelsey	7	1	0	0	0	0.0	0	0	0.0
TEAM	5	3	0	6	-6	-2.0	0	0	-1.2
Total	8	347	1935	172	1763	5.1	18	73	220.4
Opponents	8	343	1718	198	1520	4.4	11	45	190.0

Passing	gp	effic	comp-att-int	pct	yds	td	lg	avg/g
Aplin, Ryan	8	141.23	157-247-2	63.6	1860	12	74	232.5
Knighten, Fredi	6	159.92	3-5-1	60.0	44	1	33	7.3
Butterfiled, P.	1	0.00	0-1-0	0.0	0	0	0	0.0
Total	8	141.04	160-253-3	63.2	1904	13	74	238.0
Opponents	8	138.40	151-233-8	64.8	1564	17	42	195.5

Receiving	gp	no.	yds	avg	td	lg	avg/g
McKissic, J.D.	8	50	513	10.3	3	74	64.1
Jarboe, Josh	8	35	388	11.1	3	55	48.5
Stockemer, T.	5	14	164	11.7	1	27	32.8
Oku, David	8	14	96	6.9	0	15	12.0
Kincy, Anthony	8	9	89	9.9	1	25	11.1
Jones, Julian	8	8	190	23.8	3	72	23.8
McCants, Carlos	8	7	161	23.0	1	54	20.1
Griswold, D.	7	7	118	16.9	0	29	16.9
Jackson, F.	7	5	61	12.2	0	39	8.7
Fleming, R.J.	7	4	56	14.0	0	23	8.0
Murry, Kedric	8	2	18	9.0	1	11	2.2
Hayes, Rocky	8	2	3	1.5	0	7	0.4
Keaton, Derek	6	1	33	33.0	0	33	5.5
Gordon, Michael	4	1	7	7.0	0	7	1.8
Muse, Allen	1	1	7	7.0	0	7	7.0
Total	8	160	1904	11.9	13	74	238.0
Opponents	8	151	1564	10.4	17	42	195.5

Punt Returns	no.	yds	avg	td	lg
Hayes, Rocky	6	36	6.0	0	22
McKissic, J.D.	2	-10	-5.0	0	0
Total	8	26	3.2	0	22
Opponents	13	84	6.5	1	21

Interceptions	no.	yds	avg	td	lg
Scales, Chaz	2	31	15.5	0	26
Jones, Don	1	23	23.0	0	23
Herrold, Nathan	1	38	38.0	0	38
Lee, Qushaun	1	2	2.0	0	2
Young, Sterling	1	29	29.0	0	29
Stone, Chris	1	5	5.0	0	5
Holmes, Tausean	1	18	18.0	0	18
Total	8	146	18.2	0	38
Opponents	3	33	11.0	0	25

Kick Returns	no.	yds	avg	td	lg
Hayes, Rocky	11	218	19.8	0	31
Jackson, F.	7	160	22.9	0	27
Oku, David	4	71	17.8	0	22
Tryon, Andrew	2	33	16.5	0	19
Total	24	482	20.1	0	31
Opponents	35	702	20.1	0	51

Fumble Returns	no.	yds	avg	td	lg
Wright, Ronnell	1	7	7.0	1	7
Jackson, S.	1	0	0.0	0	0
Herrold, Nathan	1	6	6.0	0	6
Porter, Eddie	1	33	33.0	0	33
Lee, Qushaun	0	1	0.0	1	1
Total	4	47	11.8	2	33
Opponents	0	0	0.0	1	0

The Automated ScoreBook
Arkansas State Overall Individual Statistics (as of Oct 24, 2012)
All games

Scoring	td	fg	PAT				dxd	saf	pts
			kick	rush	rcv	pass			
Davis, Brian	-	13-16	30-31	-	-	-	-	-	69
Oku, David	8	-	-	1-1	-	-	-	-	50
Jackson, F.	4	-	-	-	-	-	-	-	24
Jones, Julian	3	-	-	-	-	-	-	-	18
Aplin, Ryan	3	-	-	0-1	-	-	-	-	18
Jarboe, Josh	3	-	-	-	-	-	-	-	18
McKissic, J.D.	3	-	-	-	-	-	-	-	18
Thornton, S.	1	-	-	-	-	-	-	-	6
Hayes, Rocky	1	-	-	-	-	-	-	-	6
Smith, Rod	1	-	-	-	-	-	-	-	6
Murry, Kedric	1	-	-	-	-	-	-	-	6
McCants, Carlos	1	-	-	-	-	-	-	-	6
Kincy, Anthony	1	-	-	-	-	-	-	-	6
Stockemer, T.	1	-	-	-	-	-	-	-	6
Lee, Qushaun	1	-	-	-	-	-	-	-	6
Wright, Ronnell	1	-	-	-	-	-	-	-	6
Total	33	13-16	30-31	1-2	-	-	-	-	269
Opponents	30	7-11	26-27	-	1	1-2	-	-	229

Total Offense	g	plays	rush	pass	total	avg/g
Aplin, Ryan	8	313	248	1860	2108	263.5
Oku, David	8	147	627	0	627	78.4
Hayes, Rocky	8	24	317	0	317	39.6
Jackson, F.	7	59	274	0	274	39.1
Smith, Rod	4	13	104	0	104	26.0
Knighten, Fredi	6	14	51	44	95	15.8
Thornton, S.	4	7	76	0	76	19.0
Gordon, Michael	4	6	34	0	34	8.5
McKissic, J.D.	8	2	13	0	13	1.6
Jarboe, Josh	8	5	13	0	13	1.6
Jacobs, Ryan	2	3	9	0	9	4.5
Davis, Zach	1	1	2	0	2	2.0
Fleming, R.J.	7	1	1	0	1	0.1
TEAM	5	3	-6	0	-6	-1.2
Total	8	600	1763	1904	3667	458.4
Opponents	8	576	1520	1564	3084	385.5

Field Goals	fg	pct.	01-19	20-29	30-39	40-49	50-99	lg	blk
Davis, Brian	13-16	81.2	0-0	7-8	3-4	3-4	0-0	47	0

FG Sequence	Arkansas State	Opponents
Oregon Ducks	(43),29,(29)	35
Memphis	(23),38,(25)	25
Nebraska	(31),(32)	-
Alcorn State	-	33
Western Kentuky	(20),(33)	(22),(27)
FIU	43	(28),(31)
South Alabama	-	(26),45,(39),(42)
Louisiana	(47),(22),(45),(21),(29)	-

Punting	no.	yds	avg	lg	tb	fc	i20	50+	blk
Sullivent, N.	25	969	38.8	58	3	3	2	4	1
Wilbourn, Ryan	4	160	40.0	48	1	1	0	0	1
TEAM	2	0	0.0	0	0	0	0	0	0
Aplin, Ryan	2	60	30.0	41	1	0	1	0	0
Total	33	1189	36.0	58	5	4	3	4	2
Opponents	36	1484	41.2	62	1	11	19	8	0

Kickoffs	no.	yds	avg	tb	ob	retn	net	ydln
Ferguson, Luke	43	2452	57.0	11	2			
Wilbourn, Ryan	11	611	55.5	0	1			
Total	54	3063	56.7	11	3	20.1	38.6	26
Opponents	43	2679	62.3	18	1	20.1	40.6	24

Numbers in (parentheses) indicate field goal was made.

The Automated ScoreBook
Arkansas State Overall Individual Statistics (as of Oct 24, 2012)
All games

<u>All Purpose</u>	<u>g</u>	<u>rush</u>	<u>rcv</u>	<u>pr</u>	<u>kr</u>	<u>ir</u>	<u>total</u>	<u>avg/g</u>
Oku, David	8	627	96	0	71	0	794	99.2
Hayes, Rocky	8	317	3	36	218	0	574	71.8
McKissic, J.D.	8	13	513	-10	0	0	516	64.5
Jackson, F.	7	274	61	0	160	0	495	70.7
Jarboe, Josh	8	13	388	0	0	0	401	50.1
Aplin, Ryan	8	248	0	0	0	0	248	31.0
Jones, Julian	8	0	190	0	0	0	190	23.8
Stockemer, T.	5	0	164	0	0	0	164	32.8
McCants, Carlos	8	0	161	0	0	0	161	20.1
Griswold, D.	7	0	118	0	0	0	118	16.9
Smith, Rod	4	104	0	0	0	0	104	26.0
Kincy, Anthony	8	0	89	0	0	0	89	11.1
Thornton, S.	4	76	0	0	0	0	76	19.0
Fleming, R.J.	7	1	56	0	0	0	57	8.1
Knighten, Fredi	6	51	0	0	0	0	51	8.5
Gordon, Michael	4	34	7	0	0	0	41	10.2
Herrold, Nathan	8	0	0	0	0	38	38	4.8
Keaton, Derek	6	0	33	0	0	0	33	5.5
Tryon, Andrew	8	0	0	0	33	0	33	4.1
Scales, Chaz	8	0	0	0	0	31	31	3.9
Young, Sterling	8	0	0	0	0	29	29	3.6
Jones, Don	8	0	0	0	0	23	23	2.9
Holmes, Tausea	4	0	0	0	0	18	18	4.5
Murry, Kedric	8	0	18	0	0	0	18	2.2
Jacobs, Ryan	2	9	0	0	0	0	9	4.5
Muse, Allen	1	0	7	0	0	0	7	7.0
Stone, Chris	8	0	0	0	0	5	5	0.6
Lee, Qushaun	7	0	0	0	0	2	2	0.3
Davis, Zach	1	2	0	0	0	0	2	2.0
TEAM	5	-6	0	0	0	0	-6	-1.2
Total	8	1763	1904	26	482	146	4321	540.1
Opponents	8	1520	1564	84	702	33	3903	487.9

The Automated ScoreBook
Arkansas State Overall Defensive Statistics (as of Oct 24, 2012)
All games

##	Defensive Leaders	gp	Tackles				Sacks no-yds	Pass defense			Fumbles		blkd	
			ua	a	tot	tfl/yds		int-yds	brup	qbh	rcv-yds	ff	kick	saf
40	Herrold, Nathan	8	32	44	76	4.5-15	1.0-9	1-38	4	.	1-6	2	.	.
48	Lee, Qushaun	7	36	19	55	.	.	1-2	3	.	0-1	1	.	.
5	Jones, Don	8	33	19	52	3.5-9	.	1-23	1
98	Carrethers, R.	8	11	34	45	2.0-13	0.5-3	.	.	.	1-0	.	.	.
11	Young, Sterling	8	26	16	42	1.5-2	.	1-29	2
91	Starson, Tim	8	17	23	40	7.0-24	1.5-4	.	.	.	1-0	.	.	.
53	Nelms, Nick	8	9	26	35	3.0-15	0.5-5	.	2
5B	Scales, Chaz	8	18	11	29	1.0-1	.	2-31	3
20	Lorigan, Cole	8	15	14	29	0.5-6	.	.	1
37	Porter, Eddie	7	9	16	25	5.0-25	2.5-19	.	.	.	1-33	3	.	.
42	Stone, Chris	8	8	15	23	2.5-14	0.5-3	1-5
24	Tryon, Andrew	8	18	4	22	.	.	.	1
12	Coleman, Kyle	8	7	14	21	2.0-4	.	.	1
90	Wright, Ronnell	7	8	12	20	1.0-8	1.0-8	.	.	1	1-7	.	.	.
29	Humes, Chris	8	9	9	18
10	Brown, Artez	8	11	4	15	2.0-5	1.0-2	.	1
54	Jackson, S.	7	5	8	13	4.0-23	1.5-18	.	.	.	1-0	1	.	.
97	Draper, Amos	8	2	9	11	2.5-11	1.0-4	1	.	.
8	Holmes, Tausean	4	8	3	11	.	.	1-18	1
77	Blackmon, D.	5	4	5	9	0.5-1
33	Victorian, J.	4	3	3	6
30	Collins, Kelsey	7	4	2	6
2B	Triplett, T.	6	2	4	6
7	Jones, Julian	8	4	1	5
41	Albright, L.	2	2	2	4	0.5-4
94	Owens, Markel	3	2	1	3
28	Girley, C.	3	.	2	2
96	Gandy, John	3	1	1	2	1.5-1
93	Dunaway, Darius	5	1	1	2	1.0-9	1.0-9
99	Ferguson, Luke	8	2	.	2
25	Oku, David	8	1	1	2
35	Gordon, Michael	4	1	.	1
TM	TEAM	5	1	.	1	1-0	1	.	.
32	Jacobs, Ryan	2	1	.	1
18	Smith, Andre	8	1	.	1
85	Murry, Kedric	8	.	1	1
51	Oliver, Cade	8	.	1	1
50	Buckley, Darius	2	.	1	1	0.5-2
6	Jackson, F.	7	.	1	1
Total		8	312	327	639	46-192	12-84	8-146	20	1	7-47	9	.	.
Opponents		8	308	334	642	46-170	12-81	3-33	20	6	9-0	8	2	.

The Automated ScoreBook
Arkansas State Team Game-by-Game (as of Oct 24, 2012)
All games

TEAM STATISTICS

		Rushing				Receiving				Passing				Kick Returns				Punt Returns				tot		
Date	Opponent	no.	yds	td	lg	no.	yds	td	lg	cmp	att	int	yds	td	lg	no.	yds	td	lg	no.	yds	td	lg	off
09/01/12	at Oregon Ducks	37	226	1	24	29	304	3	72	29	44	1	304	3	72	6	111	0	26	0	0	0	0	530
Sep 08	MEMPHIS	54	298	3	33	24	321	1	42	24	44	0	321	1	42	1	19	0	19	2	-10	0	0	619
Sep 15	at Nebraska	37	148	0	15	16	138	0	22	16	32	1	138	0	22	3	77	0	27	1	22	0	22	286
Sep 22	ALCORN STATE	56	396	4	35	14	238	3	55	14	16	0	238	3	55	1	31	0	31	1	-2	0	0	634
Sep 29	WESTERN KENTUCKY	39	127	0	38	24	208	1	29	24	41	1	208	1	29	5	66	0	23	1	2	0	2	335
Oct 04	at FIU	37	198	4	73	15	223	1	74	15	23	0	223	1	74	2	45	0	27	0	0	0	0	421
Oct 13	SOUTH ALABAMA	37	113	2	32	17	203	3	39	17	22	0	203	3	39	4	97	0	30	1	19	0	19	316
Oct 23	at Louisiana	50	257	4	57	21	269	1	46	21	31	0	269	1	46	2	36	0	19	2	-5	0	0	526
Arkansas State		347	1763	18	73	160	1904	13	74	160	253	3	1904	13	74	24	482	0	31	8	26	0	22	3667
		343	1520	11	45	151	1564	17	42	151	233	8	1564	17	42	35	702	0	51	13	84	1	21	3084

Games played: 8

Avg per rush: 5.1

Avg per catch: 11.9

Pass efficiency: 141.04

Kick ret avg: 20.1

Punt ret avg: 3.2

All purpose avg/game: 540.1

Total offense avg/gm: 458.4

Date	Opponent	Tackles				Sacks no-yds	Fumble		Pass Defense			Blkd kick	PAT Attempts			saf	pts
		ua	a	total	tfl-yds		ff	fr-yds	int-yds	qbh	brup		kick	rush	rcv		
09/01/12	at Oregon Ducks	57	27	84	6.0-26	1.0-9	0	0-0	1-5	0	4	0	4-4	0	0	0	34
Sep 08	MEMPHIS	24	58	82	6.0-10	1.0-3	1	0-0	0-0	0	1	0	3-3	0	0	0	33
Sep 15	at Nebraska	45	44	89	3.0-25	2.0-23	3	4-34	0-0	0	1	0	1-1	0	0	0	13
Sep 22	ALCORN STATE	27	50	77	11.0-49	2.0-20	3	1-7	1-23	0	2	0	8-8	0	0	0	56
Sep 29	WESTERN KENTUCKY	26	50	76	5.0-11	1.0-2	0	0-0	0-0	0	4	0	1-1	0	0	0	13
Oct 04	at FIU	58	18	76	4.0-21	1.0-8	0	0-0	2-31	1	1	0	4-5	0	0	0	34
Oct 13	SOUTH ALABAMA	28	76	104	6.0-32	1.0-6	0	0-0	1-38	0	4	0	4-4	1	0	0	36
Oct 23	at Louisiana	47	4	51	5.0-18	3.0-13	2	2-6	3-49	0	3	0	5-5	0	0	0	50
Arkansas State		312	327	639	46.0-192	12.0-84	9	7-47	8-146	1	20	0	30-31	1	0	0	269
		308	334	642	46.0-170	12.0-81	8	9-0	3-33	6	20	2	26-27	0	1	0	229

Date	Opponent	Punting										Field Goals			Kickoffs				
		no.	yds	avg	long	blkd	tb	fc	50+	i20		md-att	long	blkd	no.	yds	avg	tb	ob
09/01/12	at Oregon Ducks	4	124	31.0	42	0	0	0	0	0		2-3	43	0	7	272	38.9	1	0
Sep 08	MEMPHIS	5	178	35.6	58	1	0	0	1	0		2-3	25	0	7	414	59.1	0	1
Sep 15	at Nebraska	5	198	39.6	51	0	0	0	1	2		2-2	32	0	4	223	55.8	1	0
Sep 22	ALCORN STATE	2	89	44.5	50	0	1	0	1	0		0-0	0	0	9	513	57.0	1	2
Sep 29	WESTERN KENTUCKY	5	184	36.8	47	0	1	2	0	0		2-2	33	0	4	229	57.2	0	0
Oct 04	at FIU	6	242	40.3	53	0	1	1	1	1		0-1	0	0	6	387	64.5	1	0
Oct 13	SOUTH ALABAMA	3	41	13.7	28	1	0	0	0	0		0-0	0	0	6	381	63.5	4	0
Oct 23	at Louisiana	3	133	44.3	48	0	2	1	0	0		5-5	47	0	11	644	58.5	3	0
Arkansas State		33	1189	36.0	58	2	5	4	4	3		13-16	47	0	54	3063	56.7	11	3
		36	1484	41.2	62	0	1	11	8	19		7-11	42	0	43	2679	62.3	18	1

The Automated ScoreBook
Arkansas State Opponent Game-by-Game (as of Oct 24, 2012)
All games

OPPONENT STATISTICS

		Rushing				Receiving				Passing				Kick Returns				Punt Returns				tot		
Date	Opponent	no.	yds	td	lg	no.	yds	td	lg	cmp	att	int	yds	td	lg	no.	yds	td	lg	no.	yds	td	lg	off
09/01/12	at Oregon Ducks	57	297	4	33	28	308	4	22	28-39-1	308	4	22	1	2	0	2	1	6	0	6		605	
Sep 08	MEMPHIS	32	139	0	28	14	154	2	41	14-24-0	154	2	41	6	104	0	22	4	25	1	7		293	
Sep 15	at Nebraska	59	347	4	45	13	180	2	42	13-14-0	180	2	42	3	49	0	28	3	26	0	21		527	
Sep 22	ALCORN STATE	33	98	0	18	14	32	0	9	14-27-1	32	0	9	6	106	0	24	1	-7	0	0		130	
Sep 29	WESTERN KENTUCKY	41	243	1	44	11	122	2	24	11-19-0	122	2	24	4	108	0	51	1	1	0	1		365	
Oct 04	at FIU	48	188	1	33	19	153	1	23	19-31-2	153	1	23	5	129	0	38	2	19	0	12		341	
Oct 13	SOUTH ALABAMA	50	132	0	11	24	241	3	39	24-38-1	241	3	39	2	61	0	37	1	14	0	0		373	
Oct 23	at Louisiana	23	76	1	18	28	374	3	40	28-41-3	374	3	40	8	143	0	30	0	0	0	0		450	
Opponents		343	1520	11	45	151	1564	17	42	151-233-8	1564	17	42	35	702	0	51	13	84	1	21		3084	
		347	1763	18	73	160	1904	13	74	160-253-3	1904	13	74	24	482	0	31	8	26	0	22		3667	

Games played: 8

Avg per rush: 4.4

Avg per catch: 10.4

Pass efficiency: 138.40

Kick ret avg: 20.1

Punt ret avg: 6.5

All purpose avg/game: 487.9

Total offense avg/gm: 385.5

Date	Opponent	Tackles				Sacks no-yds	Fumble		Pass Defense			Blkd kick	PAT Attempts			saf	pts
		ua	a	total	tfl-yds		ff	fr-yds	int-yds	qbh	brup		kick	rush	rcv		
09/01/12	at Oregon Ducks	51	18	69	3.0-8	0.0-0	1	2-0	1-25	2	3	0	7-7	0	1	0	57
Sep 08	MEMPHIS	32	80	112	3.0-4	0.0-0	0	1-0	0-0	0	3	1	4-4	0	0	0	28
Sep 15	at Nebraska	32	48	80	6.0-15	3.0-12	2	1-0	1-0	4	2	0	6-6	0	0	0	42
Sep 22	ALCORN STATE	32	60	92	2.0-5	0.0-0	0	1-0	0-0	0	0	0	0-0	0	0	0	0
Sep 29	WESTERN KENTUCKY	40	40	80	13.0-62	4.0-32	0	1-0	1-8	0	4	0	2-3	0	0	0	26
Oct 04	at FIU	41	12	53	2.0-6	0.0-0	1	0-0	0-0	0	5	0	2-2	0	0	0	20
Oct 13	SOUTH ALABAMA	27	52	79	8.0-34	2.0-18	3	3-0	0-0	0	1	1	2-2	0	0	0	29
Oct 23	at Louisiana	53	24	77	9.0-36	3.0-19	1	0-0	0-0	0	2	0	3-3	0	0	0	27
Opponents		308	334	642	46.0-170	12.0-81	8	9-0	3-33	6	20	2	26-27	0	1	0	229
		312	327	639	46.0-192	12.0-84	9	7-47	8-146	1	20	0	30-31	1	0	0	269

		Punting									Field Goals			Kickoffs				
Date	Opponent	no.	yds	avg	long	blkd	tb	fc	50+	i20	md-att	long	blkd	no.	yds	avg	tb	ob
09/01/1	at Oregon Ducks	2	55	27.5	39	0	0	1	0	1	0-1	0	0	9	570	63.3	3	0
Sep 08	MEMPHIS	8	374	46.8	62	0	0	1	3	7	0-1	0	0	5	325	65.0	4	0
Sep 15	at Nebraska	2	115	57.5	58	0	0	1	2	1	0-0	0	0	7	455	65.0	4	0
Sep 22	ALCORN STATE	10	376	37.6	54	0	0	3	1	3	0-1	0	0	1	51	51.0	0	0
Sep 29	WESTERN KENTUCKY	5	201	40.2	52	0	1	1	1	3	2-2	27	0	6	355	59.2	1	0
Oct 04	at FIU	5	204	40.8	46	0	0	4	0	3	2-2	31	0	5	311	62.2	3	0
Oct 13	SOUTH ALABAMA	1	29	29.0	29	0	0	0	0	0	3-4	42	0	6	366	61.0	1	1
Oct 23	at Louisiana	3	130	43.3	52	0	0	0	1	1	0-0	0	0	4	246	61.5	2	0
Opponents		36	1484	41.2	62	0	1	11	8	19	7-11	42	0	43	2679	62.3	18	1
		33	1189	36.0	58	2	5	4	4	3	13-16	47	0	54	3063	56.7	11	3

The Automated ScoreBook
Arkansas State Passing Game-by-Game (as of Oct 24, 2012)
All games

#16 Aplin, Ryan	Comp	Att	Int	Pct	Yards	TD	Long	Sacked	Effic
Oregon Ducks	29	44	1	65.9	304	3	72	0-0	141.90
Memphis	24	44	0	54.5	321	1	42	0-0	123.33
Nebraska	16	30	0	53.3	138	0	22	3-12	91.97
Alcorn State	12	13	0	92.3	198	3	55	0-0	296.40
Western Kentukcy	23	40	1	57.5	204	0	29	4-32	95.34
FIU	15	23	0	65.2	223	1	74	0-0	161.01
South Alabama	17	22	0	77.3	203	3	39	2-18	199.78
Louisiana	21	31	0	67.7	269	1	46	3-19	151.28
TOTALS	157	247	2	63.6	1860	12	74	12-81	141.23

#13 Knighten, Fredi	Comp	Att	Int	Pct	Yards	TD	Long	Sacked	Effic
Nebraska	0	2	1	0.0	0	0	0	0-0	-100.00
Alcorn State	2	2	0	100.0	40	0	33	0-0	268.00
Western Kentukcy	1	1	0	100.0	4	1	4	0-0	463.60
TOTALS	3	5	1	60.0	44	1	33	0-0	159.92

#1B Butterfiled, P.	Comp	Att	Int	Pct	Yards	TD	Long	Sacked	Effic
Alcorn State	0	1	0	0.0	0	0	0	0-0	0.00
TOTALS	0	1	0	0.0	0	0	0	0-0	0.00

The Automated ScoreBook
Arkansas State Rushing/Receiving Game-by-Game (as of Oct 24, 2012)
All games

RUSHING	No-Yds/TD	ORE	MEMPHIS	NEB	ALCORN	WKU	FIU	USA	UL
Oku, David RB	147-627/8	12-81/0	25-111/1	11-44/0	17-92/2	22-79/0	16-53/3	22-84/1	22-83/1
Hayes, Rocky	24-317/1	-	4-68/0	6-47/0	6-26/0	1-6/0	3-84/0	1-0/0	3-86/1
Jackson, F. RB	59-274/4	7-72/0	14-38/2	8-32/0	DNP	2-10/0	6-15/0	5-30/0	17-77/2
Aplin, Ryan QB	66-248/3	12-37/1	6-73/0	11-18/0	1-24/0	12-41/0	9-50/1	8-1/1	7-4/0
Smith, Rod RB	13-104/1	-	DNP	DNP	13-104/1	DNP	-	DNP	-
Thornton, S. RB	7-76/1	1-17/0	DNP	DNP	6-59/1	DNP	DNP	-	-
Knighten, Fredi QB	9-51/0	DNP	4-8/0	1-7/0	3-37/0	1--1/0	DNP	-	-
Gordon, Michael RB	6-34/0	DNP	DNP	DNP	6-34/0	DNP	-	-	-
Jarboe, Josh WR	5-13/0	4-13/0	1-0/0	-	-	-	-	-	-
McKissic, J.D. WR	2-13/0	1-6/0	-	-	-	-	-	-	1-7/0
Jacobs, Ryan	3-9/0	DNP	DNP	DNP	3-9/0	DNP	DNP	DNP	-
Davis, Zach QB	1-2/0	DNP	DNP	DNP	1-2/0	DNP	DNP	DNP	DNP
Fleming, R.J. WR	1-1/0	DNP	-	-	0-9/0	1--8/0	-	-	-
Collins, Kelsey WR	1-0/0	DNP	-	-	-	-	1-0/0	-	-
TEAM	3--6/0	DNP	-	-	-	DNP	2--4/0	1--2/0	DNP

RECEIVING	No-Yds/TD	ORE	MEMPHIS	NEB	ALCORN	WKU	FIU	USA	UL
McKissic, J.D. WR	50-513/3	4-28/0	8-99/0	8-73/0	6-49/1	8-79/0	5-124/1	7-41/1	4-20/0
Jarboe, Josh WR	35-388/3	13-66/1	6-101/1	1-7/0	1-55/0	5-42/0	2-16/0	3-34/1	4-67/0
Jones, Julian WR	8-190/3	2-80/1	2-27/0	1-8/0	1-11/1	1-29/0	-	-	1-35/1
Stockemer, T. WR	14-164/1	1-5/0	DNP	DNP	DNP	3-25/0	2-6/0	4-65/1	4-63/0
McCants, Carlos WR	7-161/1	1-38/1	2-39/0	2-26/0	1-54/0	1-4/0	-	-	-
Griswold, D. TE	7-118/0	1-26/0	1-13/0	-	DNP	-	3-51/0	1-11/0	1-17/0
Oku, David RB	14-96/0	3-21/0	1-8/0	2-11/0	1-5/0	3-27/0	1-0/0	-	3-24/0
Kincy, Anthony TE	9-89/1	1-14/0	1-7/0	-	1-17/0	2-6/1	2-26/0	1-13/0	1-6/0
Jackson, F. RB	5-61/0	1-8/0	2-13/0	1-1/0	DNP	-	-	1-39/0	-
Fleming, R.J. WR	4-56/0	DNP	1-14/0	1-12/0	-	-	-	-	2-30/0
Keaton, Derek WR	1-33/0	-	-	-	1-33/0	-	DNP	-	DNP
Murry, Kedric TE	2-18/1	1-11/0	-	-	1-7/1	-	-	-	-
Gordon, Michael RB	1-7/0	DNP	DNP	DNP	1-7/0	DNP	-	-	-
Muse, Allen WR	1-7/0	1-7/0	DNP	DNP	DNP	DNP	DNP	DNP	DNP
Hayes, Rocky	2-3/0	-	-	-	-	1--4/0	-	-	1-7/0

The Automated ScoreBook
Arkansas State Total Tackles Game-by-Game (as of Oct 24, 2012)
All games

Total Tackles	UA-A	Total	ORE	MEMPHIS	NEB	ALCORN	WKU	FIU	USA	UL
Herrold, Nathan LB	32-44	76	6-5	2-7	6-5	1-5	2-5	6-2	3-14	6-1
Lee, Qushaun LB	36-19	55	6-1	1-4	9-6	3-1	DNP	9-3	5-4	3-0
Jones, Don	33-19	52	3-1	2-3	6-2	2-0	5-7	4-2	4-4	7-0
Carrethers, R. DL	11-34	45	2-2	1-9	1-3	0-5	1-3	6-2	0-10	-
Young, Sterling DB	26-16	42	3-2	2-4	4-3	2-1	3-3	7-1	3-2	2-0
Starson, Tim DE	17-23	40	4-1	1-5	0-4	2-4	0-4	7-1	0-4	3-0
Nelms, Nick LB	9-26	35	2-2	0-2	1-1	0-2	2-7	2-2	0-10	2-0
Scales, Chaz DB	18-11	29	2-1	6-2	2-2	2-2	2-1	0-1	2-2	2-0
Lorigan, Cole DB	15-14	29	5-0	3-5	2-2	-	0-1	2-0	2-6	1-0
Porter, Eddie LB	9-16	25	2-3	0-2	2-3	1-2	2-5	1-1	DNP	1-0
Stone, Chris DE	8-15	23	2-1	2-2	1-1	0-3	0-3	-	1-5	2-0
Tryon, Andrew DB	18-4	22	6-0	1-2	1-1	-	4-0	-	2-0	4-1
Coleman, Kyle DB	7-14	21	0-2	0-2	3-3	1-6	0-1	3-0	-	-
Wright, Ronnell DL	8-12	20	1-1	DNP	3-3	-	0-5	3-0	0-3	1-0
Humes, Chris DB	9-9	18	1-1	1-0	-	3-4	-	1-0	2-3	1-1
Brown, Artez DB	11-4	15	-	1-0	1-0	-	0-3	3-0	1-1	5-0
Jackson, S. DE	5-8	13	1-1	0-2	2-0	0-2	-	1-2	1-1	DNP
Holmes, Tausean DB	8-3	11	3-0	DNP	DNP	2-1	DNP	DNP	1-2	2-0
Draper, Amos DL	2-9	11	1-0	0-2	0-1	0-2	0-1	-	0-3	1-0
Blackmon, D. DL	4-5	9	1-1	DNP	1-0	0-4	1-0	1-0	DNP	DNP
Victorian, J. DB	3-3	6	2-0	1-1	0-1	0-1	DNP	DNP	DNP	DNP
Triplett, T. DB	2-4	6	-	0-2	-	1-1	1-1	-	DNP	DNP
Collins, Kelsey	4-2	6	DNP	-	-	1-1	1-0	-	0-1	2-0
Jones, Julian	4-1	5	-	0-1	-	-	2-0	-	-	2-0
Albright, L. LB	2-2	4	DNP	-	DNP	2-2	DNP	DNP	DNP	DNP
Owens, Markel DL	2-1	3	2-1	DNP	-	-	DNP	DNP	DNP	DNP
Oku, David	1-1	2	1-0	-	-	-	-	0-1	-	-
Dunaway, Darius DE	1-1	2	-	-	0-1	1-0	-	DNP	DNP	DNP
Gandy, John DE	1-1	2	1-0	DNP	DNP	-	DNP	DNP	0-1	DNP
Ferguson, Luke	2-0	2	-	-	-	-	-	1-0	1-0	-
Girley, C. DB	0-2	2	0-1	0-1	DNP	-	DNP	DNP	DNP	DNP
Murry, Kedric	0-1	1	-	-	0-1	-	-	-	-	-
TEAM	1-0	1	-	-	-	1-0	-	-	-	-
Jacobs, Ryan DB	1-0	1	DNP	DNP	DNP	1-0	DNP	DNP	DNP	-
Oliver, Cade	0-1	1	-	-	0-1	-	-	-	-	-
Gordon, Michael	1-0	1	DNP	DNP	DNP	1-0	DNP	-	-	-
Buckley, Darius LB	0-1	1	DNP	DNP	DNP	0-1	DNP	-	DNP	DNP
Smith, Andre	1-0	1	-	-	-	-	-	1-0	-	-
Jackson, F.	0-1	1	-	-	-	DNP	-	-	-	0-1

The Automated ScoreBook
Arkansas State Tackle For Loss Game-by-Game (as of Oct 24, 2012)
All games

TACKLES FOR LOSS	UA-A	Total	ORE	MEMPHIS	NEB	ALCORN	WKU	FIU	USA	UL
Starson, Tim DE	3-8	7.0	-	2.5-6	0.5-1	3.0-9	0.5-1	-	0.5-7	-
Porter, Eddie LB	4-2	5.0	-	0.5-0	-	1.0-11	1.5-4	1.0-3	DNP	1.0-7
Herrold, Nathan LB	2-5	4.5	-	0.5-1	1.5-10	0.5-2	0.5-0	1.0-1	0.5-1	-
Jackson, S. DE	3-2	4.0	1.5-5	0.5-1	1.0-14	-	-	-	1.0-3	DNP
Jones, Don	3-1	3.5	1.0-2	-	-	-	-	-	1.5-5	1.0-2
Nelms, Nick LB	1-4	3.0	0.5-5	-	-	-	2.0-6	-	0.5-4	-
Draper, Amos DL	2-1	2.5	1.0-3	-	-	0.5-4	-	-	-	1.0-4
Stone, Chris DE	2-1	2.5	1.0-10	1.0-1	-	-	-	-	0.5-3	-
Coleman, Kyle DB	1-2	2.0	-	-	-	2.0-4	-	-	-	-
Carrethers, R. DL	1-2	2.0	-	-	-	0.5-1	-	1.0-9	0.5-3	-
Brown, Artez DB	2-0	2.0	-	-	-	-	-	-	-	2.0-5
Young, Sterling DB	0-3	1.5	-	0.5-1	-	0.5-1	0.5-0	-	-	-
Gandy, John DE	1-1	1.5	1.0-1	DNP	DNP	-	DNP	DNP	0.5-0	DNP
Dunaway, Darius DE	1-0	1.0	-	-	-	1.0-9	-	DNP	DNP	DNP
Wright, Ronnell DL	1-0	1.0	-	DNP	-	-	-	1.0-8	-	-
Scales, Chaz DB	0-2	1.0	-	0.5-0	-	0.5-1	-	-	-	-
Albright, L. LB	0-1	0.5	DNP	-	DNP	0.5-4	DNP	DNP	DNP	DNP
Buckley, Darius LB	0-1	0.5	DNP	DNP	DNP	0.5-2	DNP	-	DNP	DNP
Blackmon, D. DL	0-1	0.5	-	DNP	-	0.5-1	-	-	DNP	DNP
Lorigan, Cole DB	0-1	0.5	-	-	-	-	-	-	0.5-6	-

The Automated ScoreBook
Arkansas State Sacks Game-by-Game (as of Oct 24, 2012)
All games

SACKS	UA-A	Total	ORE	MEMPHIS	NEB	ALCORN	WKU	FIU	USA	UL
Porter, Eddie LB	2-1	2.5	-	-	-	1.0-11	0.5-1	-	DNP	1.0-7
Jackson, S. DE	1-1	1.5	0.5-4	-	1.0-14	-	-	-	-	DNP
Starson, Tim DE	1-1	1.5	-	1.0-3	-	-	0.5-1	-	-	-
Herrold, Nathan LB	1-0	1.0	-	-	1.0-9	-	-	-	-	-
Wright, Ronnell DL	1-0	1.0	-	DNP	-	-	-	1.0-8	-	-
Dunaway, Darius DE	1-0	1.0	-	-	-	1.0-9	-	DNP	DNP	DNP
Brown, Artez DB	1-0	1.0	-	-	-	-	-	-	-	1.0-2
Draper, Amos DL	1-0	1.0	-	-	-	-	-	-	-	1.0-4
Nelms, Nick LB	0-1	0.5	0.5-5	-	-	-	-	-	-	-
Stone, Chris DE	0-1	0.5	-	-	-	-	-	-	0.5-3	-
Carrethers, R. DL	0-1	0.5	-	-	-	-	-	-	0.5-3	-

The Automated ScoreBook
Arkansas State Return Stats Game-by-Game (as of Oct 24, 2012)
All games

PUNT RETURNS	No-Yds	ORE	MEMPHIS	NEB	ALCORN	WKU	FIU	USA	UL
Hayes, Rocky	6-36	-	-	1-22	1--2	1-2	-	1-19	2--5
McKissic, J.D.	2--10	-	2--10	-	-	-	-	-	-

KICK RETURNS	No-Yds	ORE	MEMPHIS	NEB	ALCORN	WKU	FIU	USA	UL
Hayes, Rocky	11-218	1-26	-	1-24	1-31	4-43	2-45	1-30	1-19
Jackson, F.	7-160	-	-	2-53	DNP	1-23	-	3-67	1-17
Oku, David	4-71	4-71	-	-	-	-	-	-	-
Tryon, Andrew	2-33	1-14	1-19	-	-	-	-	-	-

INT. RETURNS	No-Yds	ORE	MEMPHIS	NEB	ALCORN	WKU	FIU	USA	UL
Scales, Chaz	2-31	1-5	-	-	-	-	-	-	1-26
Stone, Chris	1-5	-	-	-	-	-	-	-	1-5
Herrold, Nathan	1-38	-	-	-	-	-	-	1-38	-
Holmes, Tausean	1-18	-	DNP	DNP	-	DNP	DNP	-	1-18
Young, Sterling	1-29	-	-	-	-	-	1-29	-	-
Jones, Don	1-23	-	-	-	1-23	-	-	-	-
Lee, Qushaun	1-2	-	-	-	-	DNP	1-2	-	-

FUMBLE RETURNS	No-Yds	ORE	MEMPHIS	NEB	ALCORN	WKU	FIU	USA	UL
Porter, Eddie	1-33	-	-	1-33	-	-	-	DNP	-
Wright, Ronnell	1-7	-	DNP	-	1-7	-	-	-	-
Herrold, Nathan	1-6	-	-	-	-	-	-	-	1-6
Jackson, S.	1-0	-	-	1-0	-	-	-	-	DNP

The Automated ScoreBook
Arkansas State Game Superlatives (as of Oct 24, 2012)
All games

INDIVIDUAL GAME HIGHS

Rushes	25	Oku, David vs Memphis (Sep 08, 2012)
Yards Rushing	111	Oku, David vs Memphis (Sep 08, 2012)
TD Rushes	3	Oku, David at FIU (Oct 04, 2012)
Long Rush	73	Hayes, Rocky at FIU (Oct 04, 2012)
Pass attempts	44	Aplin, Ryan at Oregon Ducks (09/01/12)
	44	Aplin, Ryan vs Memphis (Sep 08, 2012)
Pass completions	29	Aplin, Ryan at Oregon Ducks (09/01/12)
Yards Passing	321	Aplin, Ryan vs Memphis (Sep 08, 2012)
TD Passes	3	Aplin, Ryan at Oregon Ducks (09/01/12)
	3	Aplin, Ryan vs Alcorn State (Sep 22, 2012)
	3	Aplin, Ryan vs South Alabama (Oct 13, 2012)
Long Pass	74	Aplin, Ryan at FIU (Oct 04, 2012)
Receptions	13	Jarboe, Josh at Oregon Ducks (09/01/12)
Yards Receiving	124	McKissic, J.D. at FIU (Oct 04, 2012)
TD Receptions	1	McCants, Carlos at Oregon Ducks (09/01/12)
	1	Jarboe, Josh at Oregon Ducks (09/01/12)
	1	Jones, Julian at Oregon Ducks (09/01/12)
	1	Jarboe, Josh vs Memphis (Sep 08, 2012)
	1	Jones, Julian vs Alcorn State (Sep 22, 2012)
	1	McKissic, J.D. vs Alcorn State (Sep 22, 2012)
	1	Murry, Kedric vs Alcorn State (Sep 22, 2012)
	1	Kincy, Anthony vs Western Kentukcy (Sep 29, 2012)
	1	McKissic, J.D. at FIU (Oct 04, 2012)
	1	Stockemer, T. vs South Alabama (Oct 13, 2012)
	1	Jarboe, Josh vs South Alabama (Oct 13, 2012)
	1	McKissic, J.D. vs South Alabama (Oct 13, 2012)
	1	Jones, Julian at Louisiana (Oct 23, 2012)
Long Reception	74	McKissic, J.D. at FIU (Oct 04, 2012)
Field Goals	5	Davis, Brian at Louisiana (Oct 23, 2012)
Long Field Goal	47	Davis, Brian at Louisiana (Oct 23, 2012)
Punts	6	Sullivent, N. at FIU (Oct 04, 2012)
Punting Avg	48.0	Sullivent, N. at Nebraska (Sep 15, 2012)
Long Punt	58	Sullivent, N. vs Memphis (Sep 08, 2012)
Punts inside 20	1	Sullivent, N. at Nebraska (Sep 15, 2012)
	1	Aplin, Ryan at Nebraska (Sep 15, 2012)
	1	Sullivent, N. at FIU (Oct 04, 2012)
Long Punt Return	22	Hayes, Rocky at Nebraska (Sep 15, 2012)
Long Kickoff Return	31	Hayes, Rocky vs Alcorn State (Sep 22, 2012)
Tackles	17	Herrold, Nathan vs South Alabama (Oct 13, 2012)
Sacks	1.0	Starson, Tim vs Memphis (Sep 08, 2012)
	1.0	Herrold, Nathan at Nebraska (Sep 15, 2012)
	1.0	Jackson, S. at Nebraska (Sep 15, 2012)
	1.0	Porter, Eddie vs Alcorn State (Sep 22, 2012)
	1.0	Dunaway, Darius vs Alcorn State (Sep 22, 2012)
	1.0	Wright, Ronnell at FIU (Oct 04, 2012)
	1.0	Brown, Artez at Louisiana (Oct 23, 2012)
	1.0	Porter, Eddie at Louisiana (Oct 23, 2012)
	1.0	Draper, Amos at Louisiana (Oct 23, 2012)
Tackles For Loss	3.0	Starson, Tim vs Alcorn State (Sep 22, 2012)
Interceptions	1	Scales, Chaz at Oregon Ducks (09/01/12)
	1	Jones, Don vs Alcorn State (Sep 22, 2012)
	1	Young, Sterling at FIU (Oct 04, 2012)
	1	Lee, Qushaun at FIU (Oct 04, 2012)
	1	Herrold, Nathan vs South Alabama (Oct 13, 2012)
	1	Scales, Chaz at Louisiana (Oct 23, 2012)
	1	Holmes, Tausean at Louisiana (Oct 23, 2012)

The Automated ScoreBook
Arkansas State Game Superlatives (as of Oct 24, 2012)
All games

1 | Stone, Chris at Louisiana (Oct 23, 2012)

The Automated ScoreBook
Arkansas State Game Superlatives (as of Oct 24, 2012)
All games

TEAM GAME HIGHS

Rushes	56	vs Alcorn State (Sep 22, 2012)
Yards Rushing	396	vs Alcorn State (Sep 22, 2012)
Yards Per Rush	7.1	vs Alcorn State (Sep 22, 2012)
TD Rushes	4	vs Alcorn State (Sep 22, 2012)
	4	at FIU (Oct 04, 2012)
	4	at Louisiana (Oct 23, 2012)
Pass attempts	44	at Oregon Ducks (09/01/12)
	44	vs Memphis (Sep 08, 2012)
Pass completions	29	at Oregon Ducks (09/01/12)
Yards Passing	321	vs Memphis (Sep 08, 2012)
Yards Per Pass	14.9	vs Alcorn State (Sep 22, 2012)
TD Passes	3	at Oregon Ducks (09/01/12)
	3	vs Alcorn State (Sep 22, 2012)
	3	vs South Alabama (Oct 13, 2012)
Total Plays	98	vs Memphis (Sep 08, 2012)
Total Offense	634	vs Alcorn State (Sep 22, 2012)
Yards Per Play	8.8	vs Alcorn State (Sep 22, 2012)
Points	56	vs Alcorn State (Sep 22, 2012)
Sacks By	3	at Louisiana (Oct 23, 2012)
First Downs	34	vs Memphis (Sep 08, 2012)
Penalties	8	vs Western Kentuky (Sep 29, 2012)
Penalty Yards	81	vs Western Kentuky (Sep 29, 2012)
Turnovers	3	at Oregon Ducks (09/01/12)
	3	vs South Alabama (Oct 13, 2012)
Interceptions By	3	at Louisiana (Oct 23, 2012)
Punts	6	at FIU (Oct 04, 2012)
Punting Avg	44.5	vs Alcorn State (Sep 22, 2012)
Long Punt	58	vs Memphis (Sep 08, 2012)
Punts inside 20	2	at Nebraska (Sep 15, 2012)
Long Punt Return	22	at Nebraska (Sep 15, 2012)

The Automated ScoreBook
Arkansas State Game Superlatives (as of Oct 24, 2012)
All games

OPPONENT INDIVIDUAL GAME HIGHS

Rushes	30	Abdullah, Ameer, at Nebraska (Sep 15, 2012)
Yards Rushing	215	Andrews, A., vs Western Kentukcy (Sep 29, 2012)
TD Rushes	2	Barner, Kenjon, at Oregon Ducks (09/01/12)
	2	Abdullah, Ameer, at Nebraska (Sep 15, 2012)
Long Rush	45	Abdullah, Ameer, at Nebraska (Sep 15, 2012)
Pass attempts	39	Broadway, Terra, at Louisiana (Oct 23, 2012)
Pass completions	28	Broadway, Terra, at Louisiana (Oct 23, 2012)
Yards Passing	374	Broadway, Terra, at Louisiana (Oct 23, 2012)
TD Passes	3	Mariota, Marcus, at Oregon Ducks (09/01/12)
	3	Metheny, Ross, vs South Alabama (Oct 13, 2012)
	3	Broadway, Terra, at Louisiana (Oct 23, 2012)
Long Pass	42	Martinez, T., at Nebraska (Sep 15, 2012)
Receptions	7	MALONE, Keiwone, vs Memphis (Sep 08, 2012)
Yards Receiving	107	Surgent, Darryl, at Louisiana (Oct 23, 2012)
TD Receptions	2	Thomas, D., at Oregon Ducks (09/01/12)
	2	Bell, Kenny, at Nebraska (Sep 15, 2012)
	2	Henry, Mitchell, vs Western Kentukcy (Sep 29, 2012)
	2	Surgent, Darryl, at Louisiana (Oct 23, 2012)
Long Reception	42	Bell, Kenny, at Nebraska (Sep 15, 2012)
Field Goals	3	Chapuseaux, M., vs South Alabama (Oct 13, 2012)
Long Field Goal	42	Chapuseaux, M., vs South Alabama (Oct 13, 2012)
Punts	10	Jean,Marcquiso, vs Alcorn State (Sep 22, 2012)
Punting Avg	57.5	Maher, Brett, at Nebraska (Sep 15, 2012)
Long Punt	62	HORNSEY, Tom, vs Memphis (Sep 08, 2012)
Punts inside 20	7	HORNSEY, Tom, vs Memphis (Sep 08, 2012)
Long Punt Return	21	Abdullah, Ameer, at Nebraska (Sep 15, 2012)
Long Kickoff Return	51	Robinson, Tyree, vs Western Kentukcy (Sep 29, 2012)
Tackles	15	BALLENTINE, Lon, vs Memphis (Sep 08, 2012)
Sacks	3.5	Smith, Q., vs Western Kentukcy (Sep 29, 2012)
Tackles For Loss	5.5	Smith, Q., vs Western Kentukcy (Sep 29, 2012)
Interceptions	1	Boyett, John, at Oregon Ducks (09/01/12)
	1	Smith, P.J., at Nebraska (Sep 15, 2012)
	1	Boyd, Xavius, vs Western Kentukcy (Sep 29, 2012)

The Automated ScoreBook
Arkansas State Game Superlatives (as of Oct 24, 2012)
All games

OPPONENT TEAM GAME HIGHS

Rushes	59	at Nebraska (Sep 15, 2012)
Yards Rushing	347	at Nebraska (Sep 15, 2012)
Yards Per Rush	5.9	vs Western Kentukcy (Sep 29, 2012)
TD Rushes	4	at Oregon Ducks (09/01/12)
	4	at Nebraska (Sep 15, 2012)
Pass attempts	41	at Louisiana (Oct 23, 2012)
Pass completions	28	at Oregon Ducks (09/01/12)
	28	at Louisiana (Oct 23, 2012)
Yards Passing	374	at Louisiana (Oct 23, 2012)
Yards Per Pass	12.9	at Nebraska (Sep 15, 2012)
TD Passes	4	at Oregon Ducks (09/01/12)
Total Plays	96	at Oregon Ducks (09/01/12)
Total Offense	605	at Oregon Ducks (09/01/12)
Yards Per Play	7.2	at Nebraska (Sep 15, 2012)
Points	57	at Oregon Ducks (09/01/12)
Sacks By	4	vs Western Kentukcy (Sep 29, 2012)
First Downs	34	at Oregon Ducks (09/01/12)
Penalties	13	vs South Alabama (Oct 13, 2012)
Penalty Yards	89	at FIU (Oct 04, 2012)
Turnovers	5	at Louisiana (Oct 23, 2012)
Interceptions By	1	at Oregon Ducks (09/01/12)
	1	at Nebraska (Sep 15, 2012)
	1	vs Western Kentukcy (Sep 29, 2012)
Punts	10	vs Alcorn State (Sep 22, 2012)
Punting Avg	57.5	at Nebraska (Sep 15, 2012)
Long Punt	62	vs Memphis (Sep 08, 2012)
Punts inside 20	7	vs Memphis (Sep 08, 2012)
Long Punt Return	21	at Nebraska (Sep 15, 2012)

Arkansas St. (5 - 3 - 0)

Thru: 10/27/2012 - Week 9

TEAM RANKINGS

120 teams ranked in Football Bowl Subdivision
9 teams ranked in the Sun Belt Conference

2012 SCHEDULE AND RESULTS

5-3 W-3

Sun Belt Conference Record: 3-1

Sat 09/01/2012	@ Oregon *	34 - 57	L
Sat 09/08/2012	MEMPHIS *	33 - 28	W
Sat 09/15/2012	@ Nebraska	13 - 42	L
Sat 09/22/2012	ALCORN ST. *	56 - 0	W
Sat 09/29/2012	WESTERN KY. *	13 - 26	L
Thu 10/04/2012	@ FIU *	34 - 20	W
Sat 10/13/2012	SOUTH ALA. *	36 - 29	W
Tue 10/23/2012	@ La.-Lafayette *	50 - 27	W
Sat 11/03/2012	@ North Texas *		
Thu 11/08/2012	LA.-MONROE *		
Sat 11/17/2012	@ Troy		
Sat 12/01/2012	MIDDLE TENN.		

HOME GAME IN CAPS * Night Game ^ Neutral Site

OT Overtime Game

Category	National Rank	Actual	National Leader	Actual	Conf Rank	Sun Belt Conference Leader	Actual
Rushing Offense	20	220.38	Army	383.13	1	Arkansas St.	220.38
Passing Offense	57	238.00	Baylor	395.71	6	Troy	292.38
Total Offense	27	458.38	Oklahoma St.	586.14	3	La.-Monroe	464.88
Scoring Offense	40	33.63	Oregon	53.38	3	La.-Monroe	39.25
Rushing Defense	91	190.00	Alabama	57.25	8	Western Ky.	107.50
Pass Efficiency Defense	89	138.39	Alabama	86.62	5	Western Ky.	124.60
Total Defense	55	385.50	Alabama	203.13	3	Western Ky.	319.38
Scoring Defense	T-69	28.63	Alabama	8.13	5	Western Ky.	22.63
Net Punting	120	30.45	Florida	44.48	9	La.-Lafayette	41.12
Punt Returns	111	3.25	Boston College	29.43	8	Western Ky.	10.75
Kickoff Returns	93	19.28	Utah	30.71	8	Middle Tenn.	27.88
Turnover Margin	T-38	.38	Kent St.	2.38	2	La.-Monroe	.88
Pass Defense	22	195.50	Alabama	145.88	1	Arkansas St.	195.50
Passing Efficiency	42	141.00	Air Force	186.71	3	Western Ky.	159.38
Sacks	T-86	1.50	Tulsa	4.38	5	Western Ky.	3.63
Tackles For Loss	58	5.75	Stanford	9.50	4	Western Ky.	8.00
Sacks Allowed	T-35	1.50	Air Force	.00	4	North Texas	.63

T=tied at this ranking

PLAYER RANKINGS

Player must have played in 75% of team's games
Summary of the top 100 national leaders and top 25 conference leaders
15 categories ranked

Category	Player	National Rank	Actual	National Leader	Actual	Conf Rank	Sun Belt Conference Leader	Actual
Rushing	David Oku	63	78.38	Jefferson (Nevada)	149.00	3	Andrews (Western Ky.)	114.62
	Rocky Hayes		39.62			14		
	Frankie Jackson		39.14			15		
	Ryan Aplin		31.00			21		
Passing Efficiency (Min. 15 Att./Game)	Ryan Aplin	39	141.23	McCarron (Alabama)	182.40	3	Jakes (Western Ky.)	159.87
Total Offense	Ryan Aplin	43	263.50	Florence (Baylor)	414.14	3	Browning (La.-Monroe)	320.75
	David Oku		78.38			13		
	Rocky Hayes		39.62			23		
	Frankie Jackson		39.14			24		
Receptions Per Game	J.D. McKissic	T-34	6.25	Austin (West Virginia)	10.57	3	Amos (Middle Tenn.)	6.62
	Josh Jarboe		4.38			T-9		
Receiving Yards Per Game	J.D. McKissic	81	64.12	Williams (Baylor)	171.86	6	Amos (Middle Tenn.)	99.25
	Josh Jarboe		48.50			14		
Interceptions	Chaz Scales	T-78	.25	Thomas (Fresno St.)	.78	T-5	Dowling (Western Ky.)	.71
	Qushaun Lee		.14			T-16		
	Sterling Young		.12			T-22		
	Nathan Herrold		.12			T-22		
	Chris Stone		.12			T-22		
	Don Jones		.12			T-22		
Punting (Min. 3.6 Punts/Game)				Allen (Louisiana Tech)	47.97		Baer (La.-Lafayette)	42.72
Punt Returns (Min. 1.2 Ret./Game)				Bernard (North Carolina)	20.75		Leonard (La.-Monroe)	9.82
Kickoff Returns (Min. 1.2 Ret./Game)	Rocky Hayes	99	18.17	Archer (Kent St.)	42.08	7	Whatley (Middle Tenn.)	30.00
Field Goals	Brian Davis	T-14	1.62	Schott (Ball St.)	2.22	2	Baer (La.-Lafayette)	1.86
Scoring	Brian Davis	38	8.62	Bernard (North Carolina)	12.86	2	Baer (La.-Lafayette)	9.43
	David Oku		6.25			7		
	Frankie Jackson		3.43			T-22		
All-Purpose Runners	David Oku		99.25	Bernard (North Carolina)	214.00	T-4	Andrews (Western Ky.)	197.50
	Rocky Hayes		71.75			14		
	Frankie Jackson		70.71			15		
	J.D. McKissic		64.50			19		
Sacks	Eddie Porter		.36	Smith (Western Ky.)	1.64	13	Smith (Western Ky.)	1.64
Tackles	Nathan Herrold	T-32	9.50	Burdette (UAB)	13.00	1	Herrold (Arkansas St.)	9.50
	Qushaun Lee		7.86			8		
	Don Jones		6.50			T-19		

Tackles For Loss	Timothy Starson		.88	Jones (Georgia)	2.33	T-4	Smith (Western Ky.)	2.07
	Eddie Porter		.71			T-11		
	Shervarius Jackson		.57			T-24		

T=tied at this ranking



ASU SPORTS INFORMATION STAFF

Jerry Scott, Director

Office: 870-972-3405

Cell: 870-243-6021

jscott@astate.edu

Chris Graddy, Assistant Director

Office: 870-972-2707

Cell: 870-340-7836

cgraddy@astate.edu

Joe Gorby, Assistant Director

Office: 870-972-3547

jgorby@astate.edu

Dennen Cuthbertson, Graduate Assistant

Office: 870-972-2428

mark.cuthbertson@smail.astate.edu

Main Phone/FAX: 870-972-2541/3367

Mailing Address:

P.O. Box 1000, State University, AR 72467

Delivery Address:

217 Olympic Dr., Jonesboro, AR 72401

ARKANSAS STATE RADIO NETWORK

The Arkansas State Radio Network will broadcast every ASU football game during the 2011 season, originating from flagship station 107.9 FM (KFIN).

KFIN 107.9 FMJonesboro (Flagship)

KTRQ 102.3Memphis

93.3 FMLittle Rock

KEAZ 100.7 FMSearcy/Heber Springs

KFLI 104.7 FMSearcy

KCCB 1260 AMCorning

KCTT 101.7 FMMountain Home

KWYN 1400 AMWynne

KRLW 1320 AMWalnut Ridge/Pocahontas

KRLW 106.3 FMWalnut Ridge/Pocahontas

KWAK 105.5 FMStuttgart

KQEW 102.3 FMFordyce

KOOU 104.7 FMHardy

KOTN 102.5 FMGould/Monticello

LIVE AT THE BRICKHOUSE

The "Live at the Brickhouse" radio show can be heard live on KFIN (107.9 FM), running from 7:00-8:00 p.m. each Tuesday throughout the season. The show will broadcast from the Brickhouse Grill, where those in attendance were able to ask questions for ASU's head football coach Gus Malzahn. Archives for the show can also be accessed through the StateZone on Arkansas State's official athletic web site (AStateRedwolves.com). EAB Sports Radio Network broadcaster Matt Stolz hosts the show.

THE GUS MALZAHN SHOW

"The Gus Malzahn Show," a weekly television program featuring Arkansas State's head football coach airs each Sunday throughout the season at 4:30 p.m. KATV-7 in Little Rock and at 10:30 p.m. on KAIT-8 in Jonesboro. The 30-minute show is hosted by East Arkansas Broadcasters radio host Mickey Ryan and provides fans with an in-depth look at the Red Wolves' football team. The show features game highlights, an interview with Coach Malzahn and weekly features on players and coaches.

POST-GAME INTERVIEWS: The Arkansas State locker room is closed to all members of the media. Head coach and requested assistant coaches and players will be available for interviews in the designated area following a brief cooling off period.

WEEKLY MEDIA CONFERENCE: Media representatives are encouraged to visit with ASU head coach Gus Malzahn during his weekly press conference, held Monday's at 11:30 a.m. at the ASU Football Facility. Quotes from the press conference will be available at AStateRedWolves.com as well.

PRACTICE COVERAGE: Arkansas State football practice is open to the media the first 20 minutes Tuesday and Wednesday. TV crews wishing to shoot practice must notify the sports information office in advance. Players and coaches are available for interviews following each practice, Tuesday-Wednesday.

WEEKLY RELEASES: All Arkansas State weekly football releases can be obtained as a PDF document on the athletics Web site at AStateRedWolves.com. To be added to the e-mail broadcast list for all football releases or if you would like releases faxed to you, contact Jerry Scott in the sports information office.

TWITTER: The Arkansas State Sports Information Office frequently posts information on a weekly basis, including updated in-game notes, on its official Twitter account. Media can follow the Twitter account @ASateSID.

PLAYER INTERVIEWS: All interviews with Arkansas State players must be arranged through the Sports Information Office. Please contact Jerry Scott.

SUN BELT TELECONFERENCE: The Sun Belt Conference will conduct a weekly teleconference with each of the league's head coaches each Monday throughout the season. Additional information can be found on the SBC Media Services page located in the notes package.

SUN BELT CONFERENCE WEEKLY VIDEO HIGHLIGHTS: The conference office will provide a weekly highlights and interviews for each SBC school throughout the season. Additional information can be found on the SBC Media Services page located in the notes package.

VIDEO HIGHLIGHTS: The Arkansas State Department of Athletics regularly posts video from ASU football press conferences, practices and games to the department's FTP site. Television stations wishing to access the FTP site to download video and sound should contact the ASU Sports Information Office.

COLLEGE PRESS BOX: Media can access notes, quotes, stats, media information and much more from Arkansas State and its opponents on the Sun Belt section of CollegePressBox.com. To access the site, visit www.collegepressbox.com. For the site's username and password, please contact the ASU Sports Information Office.

DIRECTIONS TO ASU STADIUM:

From Memphis International Airport: Start going toward the Airport Exit on Winchester Road. Bear right on Plough Boulevard for 1.4 miles. Take ramp onto I-240 West toward I-240 Little Rock/Downtown for 2.6 miles. Continue on I-55 North for 6.1 miles. Take the St. Louis/Little Rock exit on I-55 North and go 24.4 miles. Take exit 23B/Marked Tree/Jonesboro onto US-61 for 0.5 miles. Continue on US-63 North for 41 miles. Take ramp toward Caraway Road/Stadium Boulevard for 0.2 miles. Bear right on Stadium Boulevard and go 2.2 miles until seeing ASU Stadium on the left. Parking is available for the working media on the northwest grass lot of the stadium complex.

From Little Rock National Airport: Leaving the airport on East Roosevelt Road go 0.3 miles and continue on Annie M. Bankhead Drive for another 0.4 miles. Turn left to take the ramp onto I-440 East toward TO I-40 for 11.3 miles. Take the Jacksonville exit onto US-67 North and go 96.5 miles. Turn right on AR-226E and go 11.7 miles. Turn right on Co. Road 203. Turn left on US-49 and 6.5 miles. Take ramp onto US 49 North and go 2.7 miles until taking the Stadium Boulevard exit for 0.2 miles. Turn left on Stadium Boulevard and go 2.4 miles until seeing ASU Stadium on the left. Parking is available for working media on the northwest grass lot of the stadium complex.

2012 SUN BELT CONFERENCE FOOTBALL

Sun Belt Conference Media Services

Weekly Release

The Sun Belt Conference Media Relations staff will produce a weekly football release on Mondays throughout the season, which will include updated standings, notes, results and game previews. The full release, including overall and conference-only statistics will be available as a PDF file. Notes will be e-mailed to media outlets in text format with a complete PDF file attached.

www.sunbeltsports.org

The Sun Belt Conference has complete and up-to-date information on its internet website at www.sunbeltsports.org. The site contains current news on all happenings around the Sun Belt, including the nine football schools. Football standings, results and game recaps will be updated after games are played. Statistics – conference and team-by-team – will be updated by Sunday afternoon, or earlier depending on late night games on the West Coast. The Sun Belt Football Media Guide is available on the website, including the records section. To keep up with games in-progress, check member school websites for broadcast information.

Weekly Video Feed

The Sun Belt Conference will produce a weekly video highlight feed. The feed will be made available by internet only for the 2012 season.

Additional Resources

The Sun Belt Conference is part of the College Pressbox network available at www.collegepressbox.com. The league also maintains a file sharing server for all sports at <https://sunbeltsports.egnyte.com/>. For login credentials for either site please contact John McElwain (mcelwain@sunbeltsports.org).

Weekly Awards

The Sun Belt Conference names an offensive, defensive and special teams player of the week each Monday morning during the season. Winners are chosen by a media panel from nominations provided by the Sun Belt sports information directors.

Annual Awards

All-Sun Belt first and second teams, Players of the Year on offense and defense, Freshman of the Year and Coach of the Year are selected by a vote of the league's ten head coaches and select members of the media at the conclusion of the regular season. Each coach also selects two individuals for Honorable Mention All-Sun Belt. Coaches are not allowed to vote for themselves or their own players. Sun Belt football student-athletes are recognized for academic achievement in July with the release of the Sun Belt Commissioner's List and Academic Honor Roll.

Sun Belt Football Media Relations Contacts

Contact	Phone	Email
Sun Belt - John McElwain	(504) 299-9066	mcelwain@sunbeltsports.org
Arkansas State - Jerry Scott	(870) 972-2541	jscott@astate.edu
Florida Atlantic - Katrina McCormack	(561) 297-3163	kmccormi@fau.edu
FIU - Joe Hornstein	(305) 348-6666	jhornste@fiu.edu
Louisiana-Lafayette - Brian McCann	(337) 482-6331	bjm5269@louisiana.edu
Louisiana-Monroe - Alex Edwards	(318) 342-5463	edwards@ulm.edu
Middle Tennessee - Mark Owens	(615) 898-5057	owens@goblueraiders.com
North Texas - Eric Capper	(940) 565-2476	ecapper@unt.edu
South Alabama - Brian Fremund	(251) 414-8032	bfremund@usouthal.edu
Troy - Adam Prendergast	(334) 670-3832	aprendergast@troy.edu
WKU - Chris Glowacki	(270) 745-5388	chris.glowacki@wku.edu

Sun Belt Conference Coaches Teleconference Call

Contact John McElwain
(mcelwain@sunbeltsports.org) for info
Conducted every Monday from
August 27 to November 26

Schedule of Events (All times Central):

10:30 a.m. -- Announcements
10:32 a.m. -- Carl Pelini, FAU
10:38 a.m. -- Larry Blakeney, Troy
10:44 a.m. -- Gus Malzahn, ASU
10:50 a.m. -- Mark Hudspeth, ULL
10:56 a.m. -- Todd Berry, ULM
11:02 a.m. -- Rick Stockstill, MT
11:08 a.m. -- Dan McCarney, NT
11:14 a.m. -- Mario Cristobal, FIU
11:20 a.m. -- Willie Taggart, WKU
11:26 a.m. -- Joey Jones, USA

Sun Belt Conference Video Feed

Contact Travis Llewellyn
(llewellyn@sunbeltsports.org) for info.
Conducted every Tuesday from
August 28 to November 27 - 2:00 p.m. (CT)

The Sun Belt Conference will provide a weekly video feed of head coach interviews and game highlights each Tuesday during the 2011 football season. The video feed will be made available exclusively through a digital download this season using the website <https://sunbeltsports.egnyte.com/>. New videos made available on this site will be uploaded on Tuesday of each week by 2 p.m. The videos will also be maintained and archived throughout the season. Members of the media may also find supplementary content on this site such as logos and photos. For login information please contact Travis Llewellyn (llewellyn@sunbeltsports.org) or John McElwain (mcelwain@sunbeltsports.org).

FOLLOW THE SUN BELT CONFERENCE ONLINE:



www.sunbeltsports.org

facebook

facebook.com/theSunBeltConference

twitter

@The_Sun_Belt